

# R&R

## RECOGNIZE & REWARD

\*We apologize for missing any important news – please email updates to [Jennifer Fischahs](mailto:jfischahs@arizona.edu)

OCTOBER 23, 2019\*



COLLEGE OF MEDICINE TUCSON  
Medical Imaging

OCTOBER 17, 2019



*Dr.  
Taljanovic*

**Dr. Taljanovic** is retiring after an internationally acclaimed career from full-time academic work on October 31, 2019.

The Department of Medical Imaging acknowledges her distinguished career and mentorship of hundreds of medical students, residents, technologists, and fellows over the past 20 years at the University of Arizona.

R & R



COLLEGE OF MEDICINE TUCSON  
**Medical Imaging**



# THANK YOU, DR. T



Dr. Mihra Taljanovic  
Professor Emeritus, Medical Imaging &  
Orthopaedic Surgery



R & R



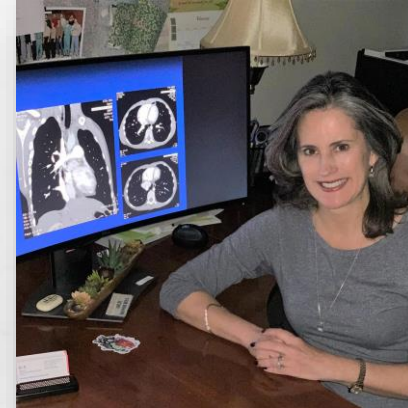
COLLEGE OF MEDICINE TUCSON  
Medical Imaging

# CONGRATULATIONS



**Dr. Dorothy Gilbertson-Dahdal** will continue to serve on the MEC (Medical Executive Committee) for BUMC-T as a member at large.

Election results for the 2020-21 general officers & members at large will be officially announced to the medical staff in the very near future.



Dr. Dorothy Gilbertson

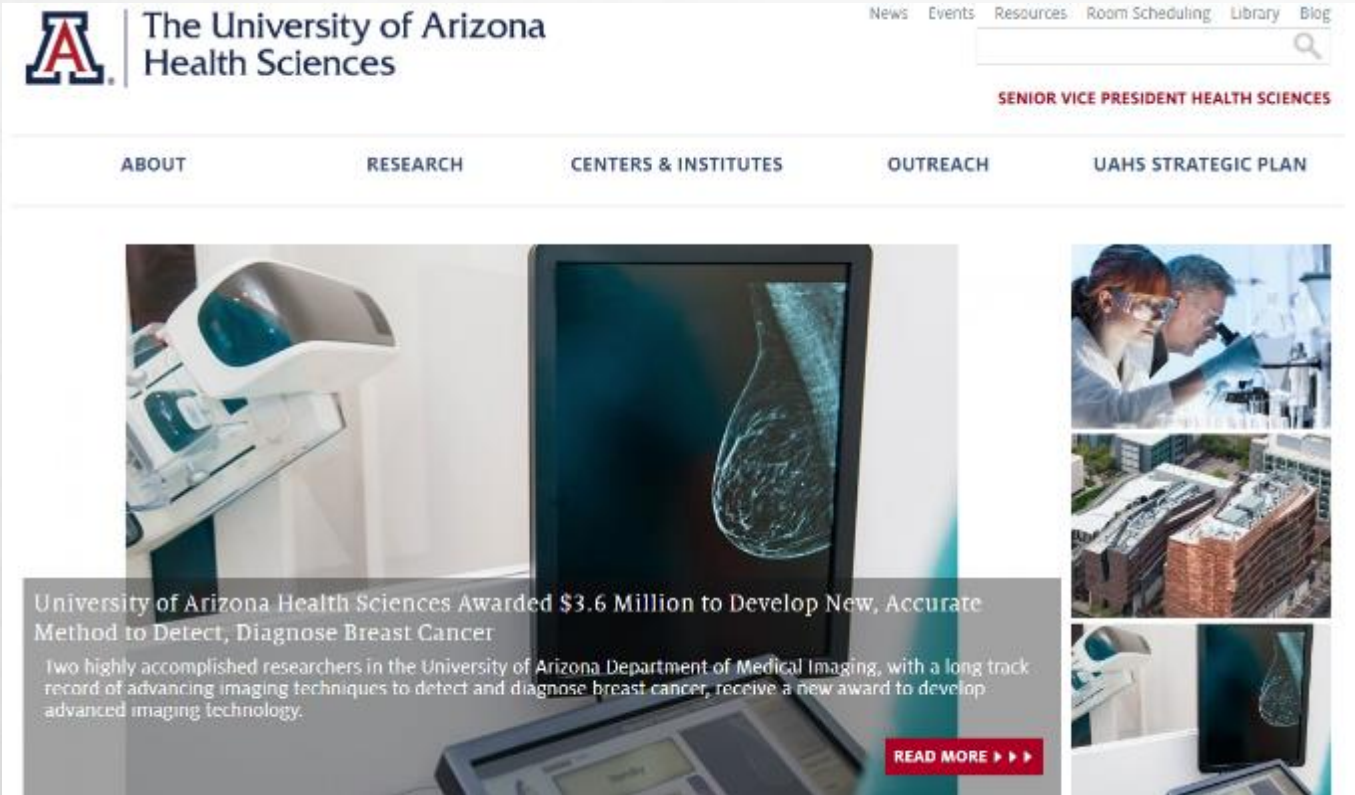
# CONGRATULATIONS



**Dr. Becker** has earned her CAQ  
in Neuroradiology.



# PRESS RELEASE



The screenshot shows the top of a website for The University of Arizona Health Sciences. The header includes the university logo, navigation links (News, Events, Resources, Room Scheduling, Library, Blog), a search bar, and a link for the Senior Vice President of Health Sciences. Below the header is a menu with categories: ABOUT, RESEARCH, CENTERS & INSTITUTES, OUTREACH, and UAHS STRATEGIC PLAN. The main content area features a large image of a breast ultrasound machine and a monitor displaying a breast scan. A text overlay on the image reads: "University of Arizona Health Sciences Awarded \$3.6 Million to Develop New, Accurate Method to Detect, Diagnose Breast Cancer". Below this, a smaller text block states: "Two highly accomplished researchers in the University of Arizona Department of Medical Imaging, with a long track record of advancing imaging techniques to detect and diagnose breast cancer, receive a new award to develop advanced imaging technology." A red button with the text "READ MORE >>>" is positioned at the bottom right of the image area.

Department of Medical Imaging  
Researchers Awarded \$3.6 Million  
to Develop New, Accurate Method  
to Detect, Diagnose Breast Cancer



Dr. Andrew Karellas & Dr. Srinivasan Vedantham


[Read the Story](#)

R & R



COLLEGE OF MEDICINE TUCSON  
Medical Imaging

# FUNDRAISING EVENT



October 17, 2019

The UA Cancer Center Breast Team, including ***Dr. Fitzpatrick***, submitted a cape and participated in ***Superheroes: Capes of Strength and Beauty***

R & R



COLLEGE OF MEDICINE TUCSON  
Medical Imaging

# CONGRATULATIONS

**Michael Larson**  
was selected to present his  
research during the  
**Falling Walls Lab Arizona**  
event at ASU on  
October 4<sup>th</sup>, 2019



Michael Larson, MD



**FOR CREATORS,  
INNOVATORS,  
TRAILBLAZERS,  
AND VISIONARIES**

**APPLY NOW!**  
falling-walls.com/  
lab/apply

**WIN  
A TRIP TO  
THE GLOBAL  
FINALE IN  
BERLIN!**

**OCTOBER 4<sup>TH</sup> 2019  
FALLING WALLS LAB  
WANTS YOU TO  
INNOVATE**

Which wall will your research break? Pitch your innovative idea in just 3 minutes, showcasing a breakthrough that creates a positive impact on science and society.

**WHO:** Students, entrepreneurs, early career researchers, & members of all disciplines  
**WHAT:** Convince a jury of your idea in 3 minutes  
**WHY:** Join the growing "falling walls" community & win a trip to the global finale in Berlin this November!  
**WHERE:** Ross Center for Law and Society Arizona State University Downtown Campus  
**QUESTIONS:** a.jordan@asu.edu  
**APPLY HERE:** fallingwalls.com/apply Deadline: September 19<sup>th</sup> 2019  
\*Early event - attendance is free & encouraged

Sponsored by **ASU** Arizona State University

In partnership with **THE UNIVERSITY OF ARIZONA** **NAU** ARIZONA STATE UNIVERSITY **MAIRICOPA**



<https://techlaunch.arizona.edu/event/falling-walls-lab-phoenix>

R & R



COLLEGE OF MEDICINE TUCSON  
**Medical Imaging**



# CONGRATULATIONS

**Gokhan Kuyumcu** was selected for the **2019 Introduction to Academic Radiology (ITAR) Program** Co-sponsored by RSNA, AUR and the ARRS, ITAR highlights the importance of research in diagnostic radiology and the exploration of academic careers in radiology.

Gokhan was also awarded a \$1,000 grant for the advancement of his academic career.



Gokhan Kuyumcu, MD



# CONGRATULATIONS

**Josh Warner** was nominated for and attended the **2019 ARRALD Program**.

The AUR Radiology Resident Academic Leadership Development (**ARRALD**) Program, provides focused mentorship, leadership, and academic development activities to a group of high-potential second-year (PGY-3) radiology residents in order to better prepare for their transition into successful careers as leaders in academic radiology.



Josh Warner, MD



# CONGRATULATIONS

**Mark Shearer** gave a presentation at the **2019 AAARad Conference** in September.

He spoke as part of a 3-person panel on the topic of “Mergers & Acquisitions” specifically about the Banner/UA Merger and the impact on the Department of Medical Imaging.



Mark Shearer, MBA



# R&R IS ON THE WEB

- Find the R&R slides on the Medical Imaging [Website](#)

*Click*

- **ABOUT**, then
- **RECOGNIZE & REWARD**
- Contact [Jennifer Fischahs](#) to announce or promote anything within DMI or COM-T



The screenshot shows the website for the College of Medicine Tucson Medical Imaging. The header includes the logo, navigation links (Home, Directory, News, Events, Contact, Log Out), and a search bar. A red 'APPLY NOW' button is visible. The main navigation menu includes ABOUT, EDUCATION, FACULTY, RESEARCH, FACILITIES, and PATIENTS. The 'ABOUT' menu is expanded, showing options like CLINICAL DIVISIONS, DIRECTIONS, PUBLICATIONS, HOW TO APPLY, CONTACT US, and RECOGNIZE & REWARD. The 'RECOGNIZE & REWARD' page is displayed, featuring a large red 'R&R' logo and a 'View' button. A footer note states: 'R&R is a presentation celebrating awards, events, accomplishments & announcements in the Department of Medical Imaging.'

R & R



COLLEGE OF MEDICINE TUCSON  
Medical Imaging