



University of Arizona

**Dr. Martin Luther King, Jr.
Celebration Week**

January 16-23, 2022



Announcements?
[Jennifer Fischahs](#)

R&R

RECOGNIZE & REWARD

JANUARY 2022



**Banner
University Medicine**



COLLEGE OF MEDICINE TUCSON
Medical Imaging

RETIREMENT

Liz Hague retires on January 4th
after serving **30.5** years at
the University of Arizona.

She will return to
Medical Imaging on January 5th
to work in the administrative
offices on a part-time basis.

Congratulations, Liz!



Elizabeth Hague is
pictured above and to the
right as Dr. Geoffrey
Rubin, Department Chair,
acknowledges her
contributions.



WELCOME

We are pleased announce that
Michele Dalmendray, has joined the
administrative staff, effective January 10th

As Senior Program Coordinator,
she will work primarily within the
Residency program

Please join us in welcoming Michele
to the department



K. Michele Dalmendray

RESEARCH GIFT AWARDED

Dr. and Mrs. Harry Barrett recently gave the Department of Medical Imaging a generous donation to support research and development

This donation will allow Luca Caucci, PhD, long-time protégé and mentee of Dr. Barrett, to investigate the concept of physiological random processes as they relate to disease progression

**Thank you, Dr. & Mrs.
Barrett!**



Above: Dr. Harry Barrett and Mrs. Cathy Barrett are pictured at Dr. Barrett's retirement ceremony in 2019. Right: Dr. Barrett is pictured next to Luca Caucci at a College of Optical Sciences scholarship ceremony in 2011.



WELCOME POSTDOCTORAL RESEARCH ASSISTANTS



Zhiyang Fu, PhD, recently joined Medical Imaging. He will participate in research for the Biomedical Imaging Innovation/Clinical Translation – Next-gen CT (BIG-CT) research laboratory directed by **Dr. Andrew Karellas** and **Dr. Srinivasan Vedantham**

Chet Preston, PhD, joins Medical Imaging and will work in the Experimental Ultrasound & Neural Imaging Laboratory, directed by **Dr. Russell Witte**




FAREWELL

Dr. June Zhu left Medical Imaging on January 3rd to begin a new position

Dr. Elena Violari recently left Medical Imaging to explore other opportunities

We are grateful for Dr. Zhu's contributions to the Nuclear Medicine Division and for Dr. Violari's contributions to the Interventional Radiology Division

We wish them all the best and continued success



Hongyun June Zhu, MD



Elena Violari, MD

UARIZONA SERVICE AWARDS

10 YEARS



Hina Arif, MD



Luca Caucci, PhD



Charles Hennemeyer, MD



Mark Shearer, MBA



Mimi Villafañe, BS

15 YEARS




Tammie Anderson

35 YEARS



Maria Telles, PhD

CLINICAL RESEARCH FUNDING AWARDED



Wendy McCurdy, MD

Congratulations to **Dr. Wendy McCurdy**, Interim Chief of the Musculoskeletal Imaging Division, for receiving a \$9,660 award from the UArizona Office for Research, Innovation and Impact

Her proposal, “Effect of rotator cuff repair on Goutallier Score and cross-sectional area of the rotator cuff musculature post-operatively over a one-year period,” is funded as part of the 2021 Core Facilities Pilot Program

CONGRATULATIONS

Luca Caucci, PhD, has been appointed as Medical Imaging's
Image Review Officer

In this role, Dr. Caucci, will oversee the important process ensuring that all clinical images are free of identifying health information before being utilized for educational purposes (e.g., such as presentations for trainees, and/or scientific meetings, journal article publications, etc.)



Luca Caucci, PhD

CONGRATULATIONS

Congratulations to **Charles Perkins**, who was mentored by Dr. Russell Witte for successfully defending his Master's Thesis in Biomedical Engineering, "Multichannel Transcranial Acoustoelectric Brain Imaging in a Human Head Model"

Charles is now employed at Synaptic Medical in San Diego, CA

BME MS THESIS DEFENSE



Charles Perkins

BME MS STUDENT
PI: DR. RUSSEL WITTE

"MULTICHANNEL TRANSCRANIAL
ACOUSTO-ELECTRIC BRAIN
IMAGING"

CONGRATULATIONS



2nd-Year Resident, Jason Lee, has been selected to participate in the **AUR Radiology Resident Academic Leadership Development (ARRALD) Program** to be held during the annual meeting in 2022

AUR 70TH ANNUAL MEETING

Sustainability, Climate Change, and Radiology

March 22-25, 2022

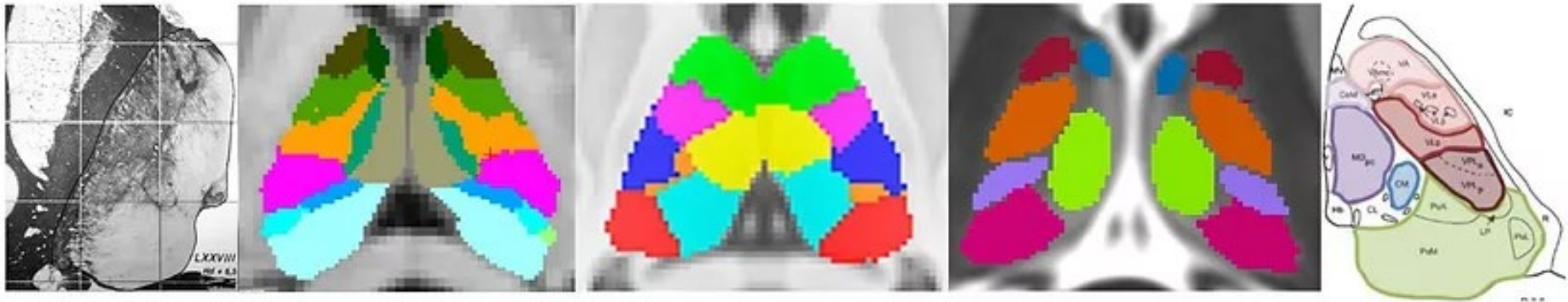
Sheraton Phoenix Downtown • Phoenix, Arizona

RESEARCH SYMPOSIUM

Manoj Saranathan, PhD, is co-organizer and keynote speaker at the Thalamic Nuclear Imaging, Segmentation and Applications E-symposium being held January 19-21



Manoj Saranathan, PhD




OUTREACH

Philip Kuo, MD, PhD, has been selected for the American College of Radiology Committee on

*Appropriateness Criteria for
Staging and Follow-up of
Primary Brain Tumors*

Congratulations, Dr. Kuo!



Phillip Kuo, MD, PhD

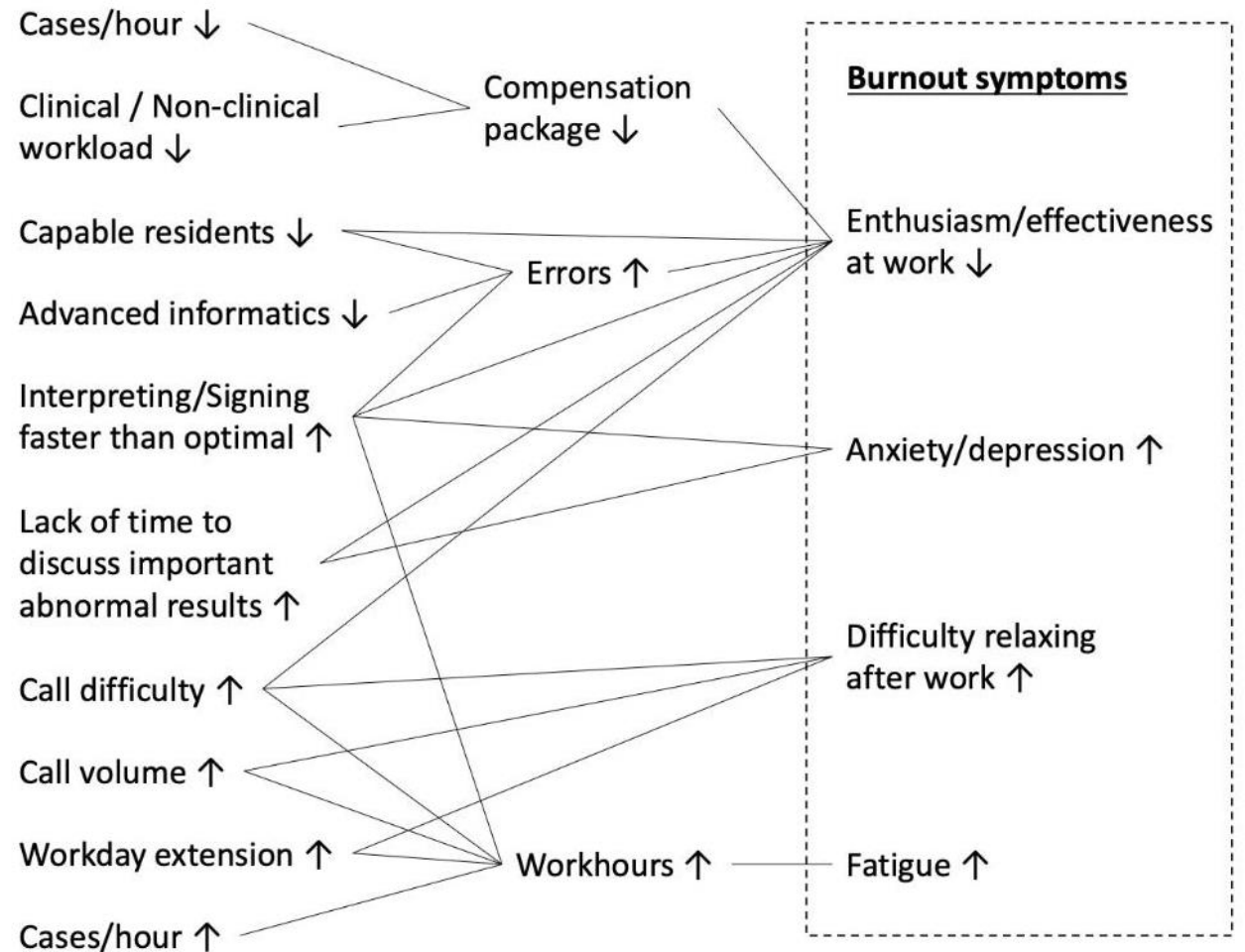
PUBLICATION



**Srinivasan Vedantham, PhD, DABR,
FAAPM**

► Burnout and Work-Work
Imbalance in Radiology – Wicked
Problems on a Global Scale |
European Journal of Radiology

Figure 2. Statistical associations with work environmental factors and each burnout measure. Arrows indicate either an increase (↑) or a decrease (↓). [© EJRx 2022]



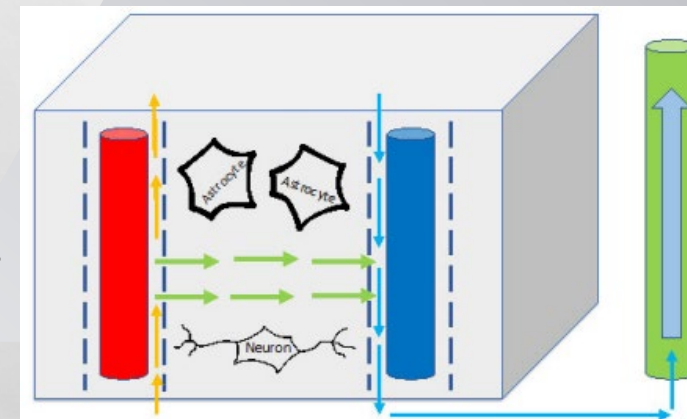
PUBLICATIONS

- ▶ Practical Application of DaTQUANT with Optimal Threshold for Diagnostic Accuracy of Dopamine Transporter SPECT | *Tomography*
- ▶ Cleaning the brain through turbulent glymphatic flow: The washing machine hypothesis | *Lymphology*




Phillip Kuo, MD, PhD

Fig 1. Model of glymphatic flow following the most direct route through brain parenchyma [© *Lymphology* 2022]



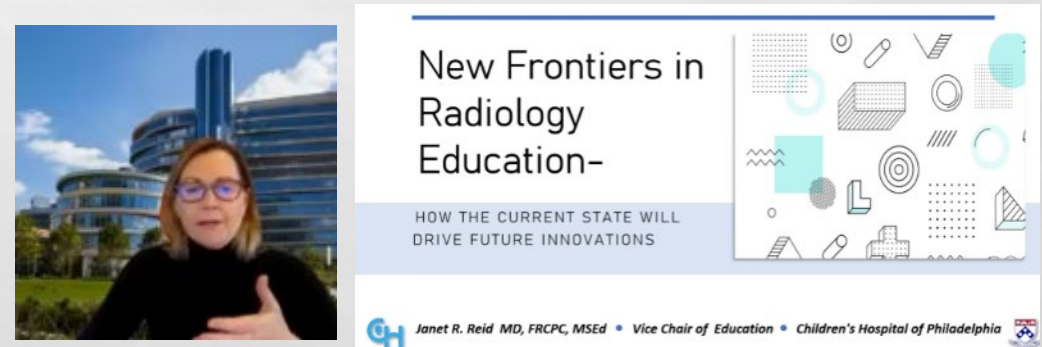
GRAND ROUNDS

- ▶ January 5th
Prostate Cancer Imaging –
The Next Generation



Bital Savir-Baruch, MD

- ▶ January 19th
New Frontiers in Radiology Education:
How the Current State Will Drive
Future Innovations



Janet R. Reid, MD, FRCPC, MSED



UPCOMING GRAND ROUNDS

- Feb 16 ▶ **Erika Rubesova, MD** ▶ Title TBA
Stanford Hospitals and Clinics
Lucile Packard Children's Hospital
- Mar 02 ▶ **Sam Rogers, MD**, Assistant Professor ▶ Mayhem in the Brain Stem
with Residents **Daniel Destiche, MD**,
Aubrey Frazzitta, MD and **Mark Greenhill, DO**
University of Arizona



Welcome to Medical Imaging

I am excited to join the team as Program Coordinator, Senior in the Diagnostic Radiology Residency Program

We are so lucky to have you! Tell us about your prior experience at UArizona

I am very familiar with U of A having previously worked in the College of Public Health and for the College of Medicine as a Sr. Program Coordinator of the Internal Medicine Residency program. Prior to that, I worked in Medical Imaging before leaving in 2015 for a different opportunity. I am very happy to be back!

How long have you been in Tucson?

I have been in Tucson for over 25 years. I am originally from Arkansas.

What will a typical day in your position look like?

My focus is the Residents. ~Everything from conferences, calendars, accreditation, compliance, testing, documentation, interviews, graduation...GME provides for a cyclical calendar that is predictable, yet always made different with the onboarding of new residents every year.

What is the most common question you anticipate from Residents?

Most residents are not from Tucson, so I will answer a lot of 'where to go for what,' etc. I enjoy helping get people acclimated and am happy to provide answers and suggestions that will be useful.

When you are not working, you are...

I enjoy spending time with my husband, children, and dog. My faith is very important to me, as well.

Tell us something about you we might not know

I love camping. My husband and I have a roof-top tent and we enjoy escapes to places like Mount Graham, Pine Top and Mt. Lemmon.


TAKING THE LEAD PODCAST



Episode 41

Alexander M. Norbash, MD, MS, FACR

Leading with Adventure



Geoffrey Rubin, MD, MBA, FACR
Chair and Professor, Medical Imaging



@geoffrubin

WELLNESS

▶ YOGA FRIDAYS ARE A HIT



HOLIDAY GATHERINGS



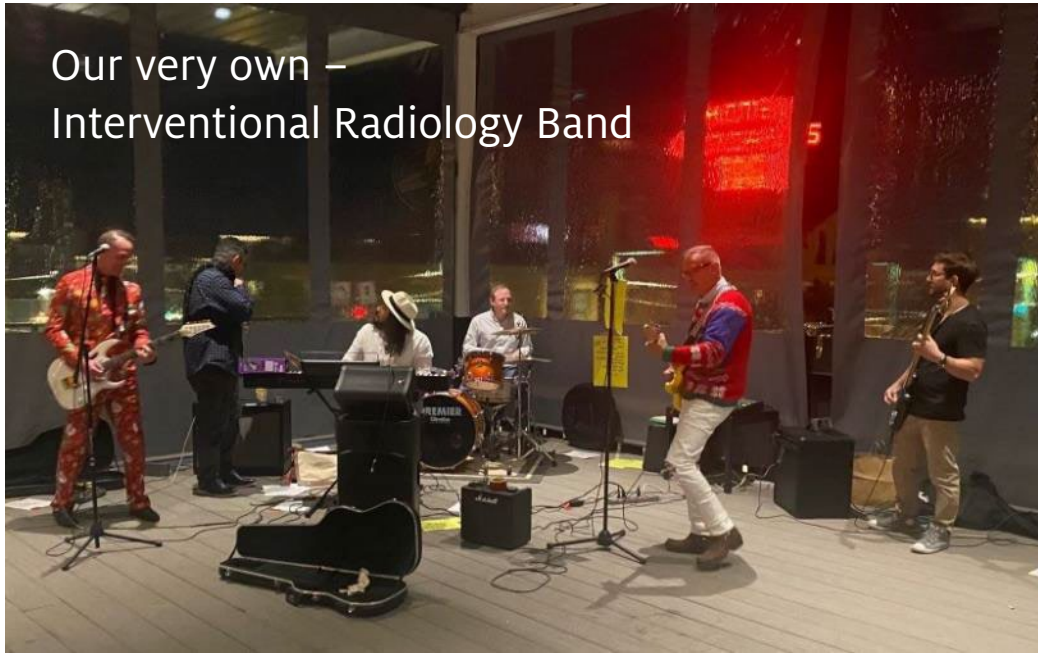
The
Breast Imaging
Division
Holiday Party and
Secret Santa Gift
Exchange

Interventional Radiology Holiday Gathering



Playground Bar & Grill

Our very own –
Interventional Radiology Band



P
l
a
y
g
r
o
u
n
d

CLINICAL FACULTY APPRECIATION EVENT



Jan 21st
Tower 1



Dr. Morello is doing
GREAT

This 1st-annual event was a success! Thank you, Faculty, for all you do to inspire us!





THANK YOU,
SCOTT!

Scott Finkelmeyer, our associate and good friend of many years, recently stopped by to wish us a Happy New Year before returning to his home-base in Scottsdale, AZ

Scott, we wish you all the best in your future adventures!