



R & R

RECOGNIZE & REWARD

February 2024



Banner
University Medical Center
Tucson



THE UNIVERSITY OF ARIZONA
COLLEGE OF MEDICINE TUCSON
Medical Imaging

CONGRATULATIONS

Tyson Chadaz is named
2024
College of Medicine - Tucson
Outstanding Specialty Advisor

Awards were presented
during the COM-T Event
held February 28



Tyson Chadaz, MD

Assistant Professor, Medical Imaging
Associate Program Director, Diagnostic Radiology Residency
Interim Division Chief, Musculoskeletal Imaging

CONGRATULATIONS

Interventional Radiology Clinical Trial




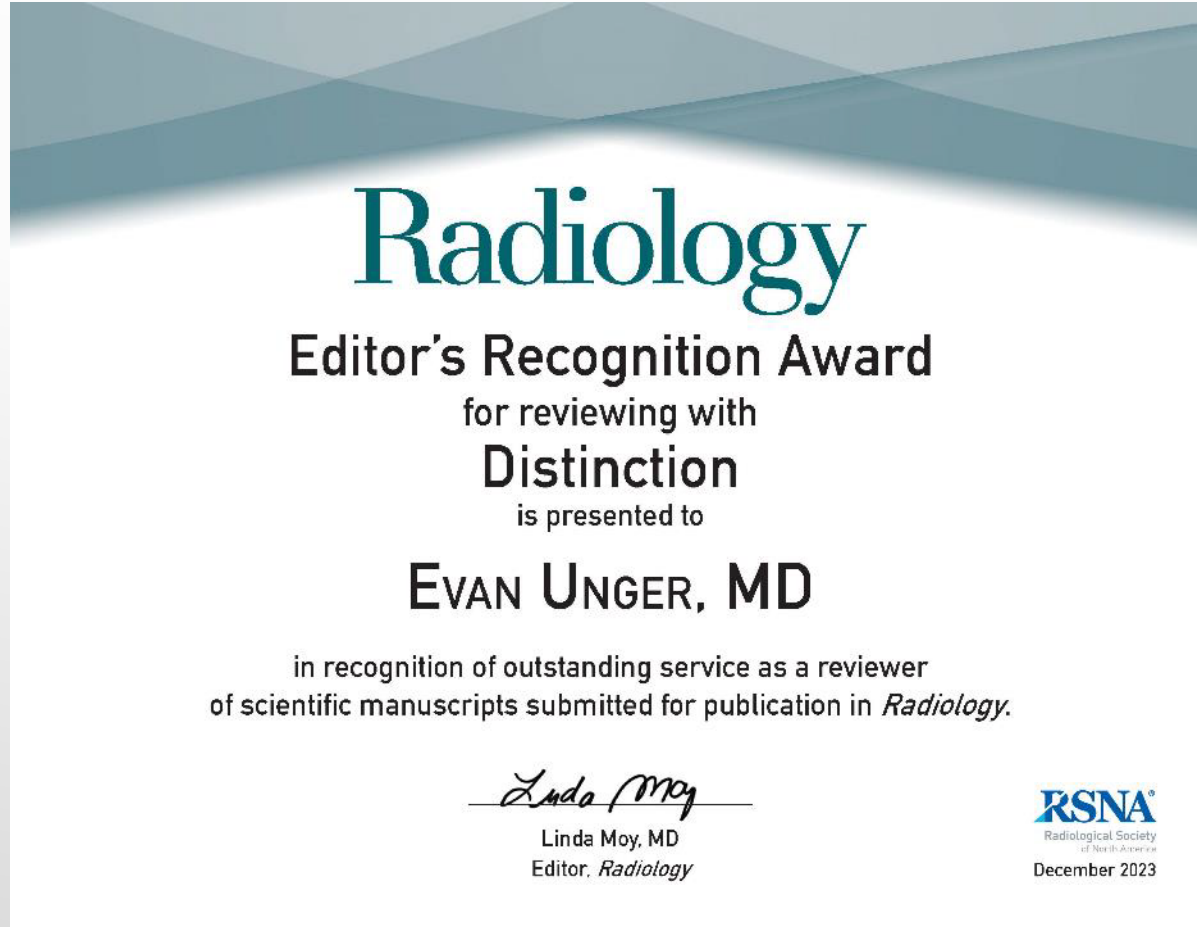
Dr. Hannallah (3rd from left) pictured with members of the UArizona / B-UMCT IR team

Teamwork! The University of Arizona and Banner – University Medicine IR team hit a significant milestone by enrolling their first patients in the MOTIV BTK Trial.

MOTIV is designed specifically for use in treating below the knee (BTK) peripheral artery disease.

Congratulations to the team!

CONGRATULATIONS



Evan Unger, MD
Professor Emeritus

WELCOME HOLLIE ROTENBERG, MBA

We are pleased to announce the arrival of new staff member, **Hollie Rotenberg**.

Hollie joined Medical Imaging on January 29 as Associate Director and will be working closely with Director, Dan Crawley.

Hollie joins the team from Northwest Medical Center where she served as System Director, Business Office Physician and ASC Services.



NEW BABY BOY



David Supeck, DO, PhD
R4 Diagnostic Radiology and
proud father

Congratulations to the
Supeck family!

Groundhog Day was extra
special this year, as baby
Oliver was born happy &
healthy on Feb. 2.



Proud big sister holds baby Oliver

CLINICAL DIVISION NAME CHANGE



The Medical Imaging Division of Nuclear Medicine announces an official name change to the Division of [Nuclear Medicine and Theranostics](#). The addition of “Theranostics” to Nuclear Medicine aims to capture the comprehensive radiopharmaceutical oncological therapies we provide to our patients as part of The University of Arizona College of Medicine-Tucson and Banner- University Medical Center.


While our name has changed, our mission of providing the finest precision therapeutics and diagnostics to our patients continues to be our top priority.

PUBLICATION


► Liver-Directed Therapy Combined with Systemic Therapy: Current Status and Future Directions

by Shamar Young, Jack Hannallah, Dan Goldberg, Mohammad Khreiss, Rachna Shroff, Junaid Arshad, Aaron Scott and Gregory Woodhead
Seminars in Interventional Radiology; 2024-01, 40(06): 515-523

[DOI: 10.1055/s-0043-1777711](https://doi.org/10.1055/s-0043-1777711)



Shamar Young, MD, Jack Hannallah, MD, Dan Goldberg, MD, & Greg Woodhead, MD, PhD




PUBLICATION

- ▶ Measurement of the Tumor-to-Normal Ratio for Radioembolization of Hepatocellular Carcinoma: A Prospective Study Comparing 2-Dimensional Perfusion Angiography, Technetium-99m Macroaggregated Albumin, and Yttrium-90 SPECT/CT

Chris Brunson, Hugh McGregor, Charles Hennemeyer, Mikin Patel, Gregory Woodhead and Shamar Young

Journal of Vascular and Interventional Radiology, 2024-01-01, Volume 35, Issue 1, Pages 94-101

<https://doi.org/10.1016/j.jvir.2023.09.023>





Charles Hennemeyer, MD, Greg Woodhead, MD, PhD & Shamar Young, MD

PUBLICATION

► **Interventional Radiology Locoregional Therapies for Intrahepatic Cholangiocarcinoma**

Gregory Woodhead, Sean Lee, Lucas Struycken, Dan Goldberg, Jack Hannallah and Shamar Young
Life 2024-01, 14(2), 217;

<https://doi.org/10.3390/life14020217>



Greg Woodhead, MD, PhD, Lucas Struycken, MD,
Dan Goldberg, MD,
Jack Hannallah, MD & Shamar Young, MD

RESEARCH SEMINAR

Ultrasound & Photoacoustic Neuroimaging Technologies



Dr. Witte discussed advanced ultrasound imaging technologies on February 22 in MRB room 102



Russell Witte, PhD


ANNUAL MEETING PRESENTATION



October 2023
Nathan, John, Brian, Janet

Bital Savir-Baruch, MD, FACNM (Nuclear Medicine and Theranostics Division Chief), **Salil Kalarn, DO** (PGY2) and **Sarah Fermawi, MD** (Clinical Research Associate) attended the [2024 SNMMI Mid-Winter and ACNM Annual Meeting](#) in Orlando, Florida.

Pictured, right, **Drs. Kalarn and Fermawi** presented their project titled "Development of a Comprehensive Database Instrument to Allow Complex Data Collection for Patients in Clinical Trials."



ANNUAL MEETING



Medical Imaging Faculty and Residents are pictured at the beginning of the **Society of Thoracic Radiology (STR)** Annual Meeting. The 2024 event has hosted in Tucson, at the JW Marriott Starr Pass Resort.

Residents had the opportunity to attend [STR 2024 Resident Bootcamp](#) February 24.

ANNUAL MEETING PRESENTATIONS



Division Chief of Cardiothoracic Imaging,
[Kavitha Yaddanapudi, MD](#), moderated

Session 11 – University of Arizona

- ▶ Case of the Day #4 Sarah Placek, DO
- ▶ Case of the Day #5 Jason Lee, MD
- ▶ Case of the Day #6 Carl Sabottke, MD
- ▶ Case of the Day #7 Richard Wruble, DO

The STR President congratulated the Residents on a job well-done following the [presentations](#) on February 26.



MI Lecture

GRAND ROUNDS



DAVID EIDELBERG, MD

Director, Center for Neurosciences
Feinstein Institutes for Medical Research

**Metabolic Networks as
Functional Biomarkers of
Parkinson's Disease**

January 31, 2024



THE UNIVERSITY OF ARIZONA
COLLEGE OF MEDICINE TUCSON
Medical Imaging



**View
Presentation**



ANNUAL MEETING SPECIAL EVENT

SNMMI SOCIETY OF
NUCLEAR MEDICINE &
MOLECULAR IMAGING
MID-WINTER MEETING

ACNM
ANNUAL MEETING




Bital Savir-Baruch, MD, FACNM
(Nuclear Medicine and Theranostics
Division Chief), **Salil Kalarn, DO**
(PGY2) and **Sarah Fermawi, MD**
(Clinical Research Associate) get their
artistic minds flowing at the Women
in Medicine Paint Night.

The event was hosted during the
SNMMI Mid-Winter Meeting in
Orlando, Florida.

Resident/Fellow Appreciation Event

- ▶ Medical Imaging hosted a luncheon for the Radiology Residents and Fellows on Monday, February 26 in the HSIB Large Conference Room.
- ▶ The event was well attended and comments from the [kudoboard](#) were streamed on the large screens.
- ▶ We <3 our Residents and Fellows!





Resident/Fellow Appreciation Event 2024



RESIDENT SPOTLIGHT

Where do you call home?

Born and raised in Phoenix AZ. My parents and most of my siblings are still there.

What is the best thing about the field of Radiology?

The best thing about Radiology to me is the flexibility and work life balance it can provide.

What is on the horizon after graduation?

I am heading to MD Anderson in Houston for my breast imaging fellowship.

Fun facts

- I am one of 8 kids.
- I collect high quality Star Wars props and replicas.



Eric Miller, DO
DR 4th Year

RESIDENT SPOTLIGHT

Where do you call home?

I'm from Baton Rouge, Louisiana.

What is the best thing about the field of Radiology?

Best thing about radiology is the constant advancements in imaging technology.

What is on the horizon after graduation?

After graduation, I will be going to Stanford for Body Fellowship.

Fun facts

1. I'm excited to be a father, my son Ethan is currently 4 months old.
2. I enjoy traveling and computer programming.



Carl Sabottke, MD
DR 4th Year

FUTURE CHIEF RESIDENTS ANNOUNCED

Please help us acknowledge our incoming
Diagnostic Radiology Residency Chief Residents
for the **2025-2026** academic year.

Congratulations to Drs. Salil Kalarn and
Conner Reynolds!



Salil Kalarn, DO



Conner Reynolds, DO


ENGAGEMENT NEWS



Congratulations to **Cheyenne Moffett!**

She was engaged to be married on January 19 – a year to the day she started dating her now fiancé, John.

Pictured in Durango, CO, the couple wore snowshoes allowing them to hike to the “perfect spot” where he proposed.



Cheyenne Moffett, MD
R1 Diagnostic Radiology


ENGAGEMENT NEWS



Congratulations to Andrew Nguyen! He recently proposed to his now fiancé, Herriett, while in Half Moon Bay, California.

The couple have been dating since they met in college while in the same research lab.

Herriett's family were given advance notice of the pending proposal and were able to capture the romantic beach-side photo.



Andrew Nguyen, DO
R1 Diagnostic Radiology

STAFF WELLNESS: MOVE ARIZONA 2024

Team Medical Imaging

Joined the [Move Arizona](#) Wellness Challenge

- ▶ Feb 28 – April 23
- ▶ Goal – 150+ minutes of weekly physical activity

Team Members: *clockwise from lower-right*
Melissa Ruiz, Amy Jennings, John Moody,
Anita Foley, Sarah Fermawi, Lexy Torres, Ina Rios,
Tammie Anderson, and Jen & Connor* Fischahs
(*UArizona student & USMC Reservist)






RLI TAKING THE LEAD PODCAST



Vivian S. Lee, MD, PhD, MBA

In **Episode 62**
“A Transformational Leader,”
host Geoffrey Rubin, MD, talks with
Vivian S. Lee, MD, PhD, MBA,
Executive Fellow and
Senior Lecturer at
Harvard Medical School



 @geoffrubin

Geoffrey Rubin, MD, MBA, FACR
Chair and Professor, Medical Imaging

SPECIAL DAY



What a great Leap Year Day and *fantastic* to see Dr. Unni, pictured left – as he celebrates a special birthday in the Neuro Reading Room!

MARCH 23

Gnar Shredding Ski Trip

Buy Tickets



3rd Annual Medical Imaging
Ski/Snowboard **Gnar Will be Shredded**
Get Together

MARCH 23



SNOWBOWL

<https://www.snowbowl.ski>

RENTALS \$30

\$44*
TICKETS

FREE 2-HR
1ST TIME LESSONS



[RSVP here](#) or with
QR below



MARCH 29

MEDICAL IMAGING Research Day 2024

**March 29
11:30 am
HSIB Forum**

Faculty Luncheon
followed by
Radiology Resident and Fellow Presentations
with Keynote Speaker: Meghan Lubner, MD



FACULTY APPRECIATION LUNCHEON



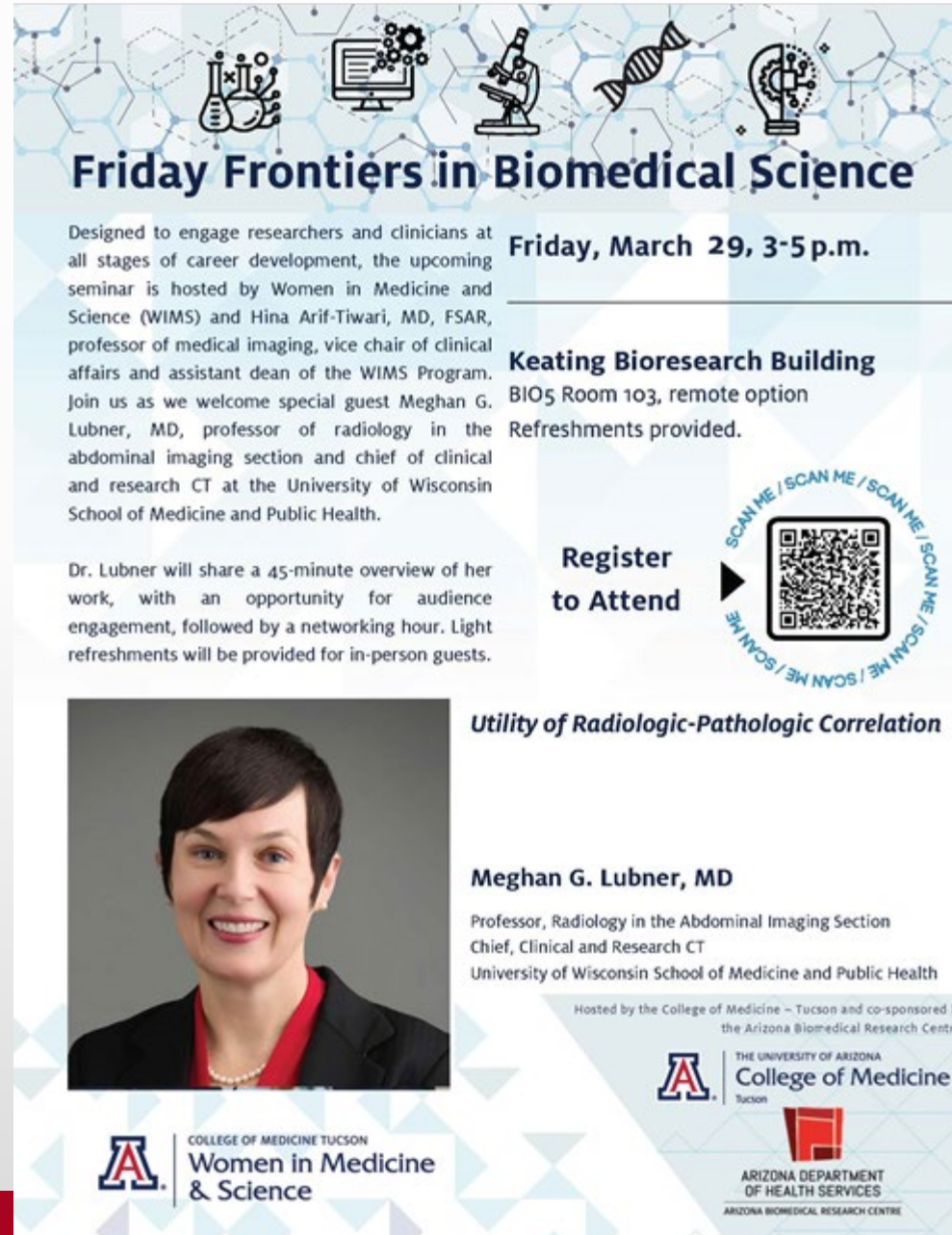
March 29

► Presenter

[Meghan Lubner](#), MD

Professor of Radiology in the Abdominal Imaging Section, University of Wisconsin School of Medicine and Public Health

► Register to attend [here](#) - or use the flyer's QR code



Friday Frontiers in Biomedical Science


Designed to engage researchers and clinicians at all stages of career development, the upcoming seminar is hosted by Women in Medicine and Science (WIMS) and Hina Arif-Tiwari, MD, FSAR, professor of medical imaging, vice chair of clinical affairs and assistant dean of the WIMS Program. Join us as we welcome special guest Meghan G. Lubner, MD, professor of radiology in the abdominal imaging section and chief of clinical and research CT at the University of Wisconsin School of Medicine and Public Health.

Dr. Lubner will share a 45-minute overview of her work, with an opportunity for audience engagement, followed by a networking hour. Light refreshments will be provided for in-person guests.

Friday, March 29, 3-5 p.m.

Keating Bioresearch Building
BIO5 Room 103, remote option
Refreshments provided.


Register to Attend





Utility of Radiologic-Pathologic Correlation

Meghan G. Lubner, MD
Professor, Radiology in the Abdominal Imaging Section
Chief, Clinical and Research CT
University of Wisconsin School of Medicine and Public Health

Hosted by the College of Medicine – Tucson and co-sponsored by the Arizona Biomedical Research Centre.

 THE UNIVERSITY OF ARIZONA
College of Medicine
Tucson

 ARIZONA DEPARTMENT OF HEALTH SERVICES
ARIZONA BIOMEDICAL RESEARCH CENTRE

 COLLEGE OF MEDICINE TUCSON
Women in Medicine & Science