

R & R

RECOGNIZE & REWARD

February 2023



Banner
University Medical Center
Tucson



THE UNIVERSITY OF ARIZONA
COLLEGE OF MEDICINE TUCSON
Medical Imaging

NEW ADMINISTRATOR



A portrait of Dan Crawley, a man with glasses and a beard, wearing a dark suit, white shirt, and red patterned tie. He is standing with his hands clasped in front of him against a plain, light-colored wall.

 *Welcome!*

Dan Crawley,
MBA, RT (R) CT

Senior Director, Medical Imaging
HSIB Rm 70, (520) 626-4267

 THE UNIVERSITY OF ARIZONA
COLLEGE OF MEDICINE TUCSON
Medical Imaging

 Banner
University Medical Center
Tucson

WELCOME, BABY BOY!



Big Sisters



Mekayla

Natalie



*new
baby brother*

**Matthias
Sean Tseng**

February 18, 2023

Congratulations to the
Tseng family!
Matthias Sean arrived
healthy and strong
on February 18th



Andy Tseng, PhD
Associate Research Scientist
and proud Father

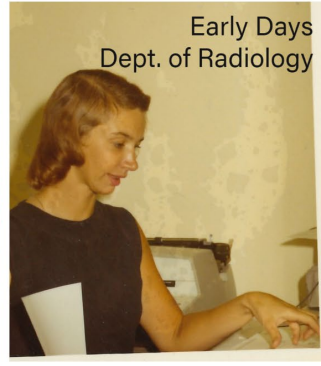
IN MEMORIAM

Constance Carrington Whitehead

November 16, 1934 – January 24, 2023

After moving to Tucson in 1967, Connie worked full time at the University of Arizona College of Medicine in the Department of Radiology. She later married Paul Capp, MD, her best friend and love of her life. Connie retired from the Department of Radiology (now Department of Medical Imaging) after 23 years at the University of Arizona.

Connie is survived by her husband, Paul, (founder and original Chair of the Department of Medical Imaging), her three children: Donna Whitehead Lewis; Laura Vaden Mac Ban (Barry); Philip Cary Whitehead Ridenour (Sally) and four stepchildren: Marianne Hadden (Bob); Michael Capp; Steven Capp (Patty) and John Capp (Phyllis). She had 17 grandchildren and four great-grandchildren. She is survived by her brother, John Hurt Whitehead and two stepsisters, Mary (Pat) Meadows and Elizabeth (Lisa) Geyer, of Virginia and also survived by her half-brother, John Leroy Whitehead, of California.




CONGRATULATIONS

Special Recognition for Interventional Radiology



Greg Woodhead,
MD, PhD
Interventional Radiology
Residency Program
Director



Abdul Khan, MD
Clinical Assistant V,
2022-23
ESIR Pathway




Lucas Struycken, MD
Clinical Assistant VI,
Independent IR Residency
Program

Dr. Greg Woodhead received a note of kudos from a Faculty Member who runs the College of Medicine - Tucson Ambulatory Medicine Clerkship.

Praises and thanks were given for the wonderful ways **Interventional Radiology** works with and inspires the medical students. Residents **Abdul Khan** and **Lucas Struycken** were mentioned by name for their dedication and superb teaching.


RESIDENT PUBLICATIONS

Osteoradionecrosis of the Skull Base in Nasopharyngeal Carcinoma



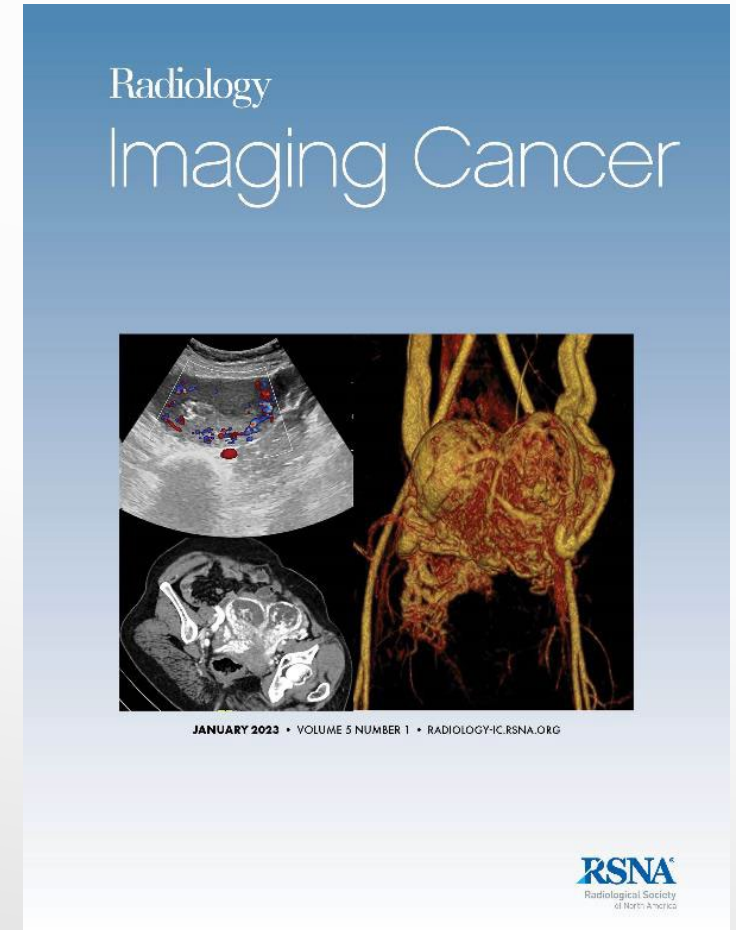

Mark Greenhill, DO
Diagnostic Radiology, 3rd Year

Raza Mushtaq, MD
Assistant Professor,
Medical Imaging



Gabriel Duhancioglu, MD
Diagnostic Radiology, 4th Year

Christopher Le, MD
Associate Professor,
Otolaryngology



RETIRING



Scott Hofferber
Senior Director of Faculty Affairs
Banner – University Medicine Tucson


Scott Hofferber, senior Director of Faculty Affairs, B-UMCT, will retire from Banner on March 31st. Scott has been an incredible partner of Medical Imaging who has helped to build our department.

During the past seven years, Scott played an important role during the launch of the Banner and UArizona partnership. Additionally, he played a key part in rolling out the physician compensation plan in 2016 and the new compensation plan that was rolled out this past July.

We wish Scott all the best and thank him for his many contributions.

ACCOLADES

Congratulations to Dr. Unger for receiving his second Radiology Editor's Recognition Award ([2022](#) and [2020](#))



Evan Unger, MD, FACR
Professor Emeritus



DIVISION HIGHLIGHTS MUSKULOSKELETAL IMAGING

Core Faculty: Tyson Chadaz, MD,
Laura Lee, MD and
Wendy McCurdy, MD, Interim Chair

Division Highlights

Musculoskeletal Imaging

Team Effort

150+ Daily Exams made possible with

- Core Faculty
- IT Department, Fluoro and Xray techs, CT techs, MR techs, US techs, Rosa and MI staff
- Per Diem Faculty – including prior Fellows, Emeritus Faculty and everything in between

Images & Procedures

- MR, CT and Dual Energy CT, Ultrasound and Radiograph imaging
- Fluoroscopic and Ultrasound Guided procedures
- Joint injections for MR or CT arthrograms for athletes < 50 yrs
- Diagnostic and Therapeutic joint/ bursa/ tenosynovial sheath aspirations and injections

Awards & Grants

- Certificate of Merit for RSNA 2022 Educational Exhibit
- Grand Saguaro Award – Medical Student Education 2022
- Core Facilities Pilot Program Grant 2021 - 2022
- 1st Year Resident Dr. Tristan Cooper-Roth awarded **SSR Scholar 2023**

UArizona Athletic Department Support



- Division reads all professional and University athletes that the Orthopedic staff covers (recently New England Patriots)
- Work with orthopedic surgeons including UArizona orthopedic surgeons, and UArizona sport medicine doctors, athletic trainers/liaisons

Division Highlights

Musculoskeletal Imaging

Publications

Tyson Chadaz, MD

Submitted/in Review:

- Case in Point: Femoral Diaphyseal osteochondroma with mass effect on sciatic nerve, Damon Motamedi, submitted May 2022
- Case in Point: Tibial plateau fracture with trapped meniscus, Jacob Matthews, submitted May 2022
- Case in Point: Accessory Flexor digitorum superficialis causing carpal tunnel syndrome, Benjamin Rounsenville, submitted June 2022
- Case in Point: ORIF screw abutting ECRL, Joshua Buchtel, Submitted July 2022
- Case in Point: Cactus thorn causing metatarsal osteomyelitis, J’Rick Lu and Damon Motamedi, submitted Sep 2022

Wendy McCurdy, MD

Published:

- Carr MP, Becker GW, Taljanovic MS, McCurdy WE. [Hypothenar hammer syndrome: Case report and literature review](#). Radiol Case Rep. 2019 May 10;14(7):868-871. doi: 10.1016/j.radcr.2019.04.015
- Weaver JS, Omar IM, Mar WA, Klauser AS, Winegar BA, Mlady GW, McCurdy WE, Taljanovic MS. [Magnetic resonance imaging of musculoskeletal infections](#). Pol J Radiol. 2022 Mar 5;87:e141-e162. doi: 10.5114/pjr.2022.113825. PMID: 35505859; PMCID: PMC9047866

Submitted:

- Ankle/Hindfoot/midfoot Osteoarthritis and instability - Society of Skeletal Radiology

WCVIS 2023

- ▶ The 3rd Annual WCVIS Symposium held February 11-12 was a resounding success
- ▶ Congratulations to organizer, **ESIR Resident Nav Dullet, DO**
- ▶ Speakers included **Interventional Radiology Division Chief, Shamar Young, MD**



Navjit Dullet, DO
ESIR Resident, 4th Year



Shamar Young, MD
Division Chief, IR



4th YEAR RESIDENT SPOTLIGHT **Dan Destiche**

Where do you call home?

Wisconsin - I grew up in Green Bay, went to college in Madison, and attended medical school in Milwaukee. Yes, I am a Packers fan.

What inspired you to become a Radiologist?

I wanted to be a doctor since middle school. The ability to apply pattern recognition, anatomy, and differential diagnostic reasoning on a daily basis drew me to Radiology. I also like being able to affect the care of numerous patients a day with my work.

What is on the horizon after graduation?

Neuroradiology fellowship at Northwestern. I plan on staying in the Chicago/Milwaukee area to practice Radiology and be closer to family.

Share three fun facts about yourself

- I peaked too early in high school and won a Wisconsin state soccer championship.
- I've been skydiving and I hated it.
- I can't spread my toes.



Daniel Destiche, MD



4th YEAR RESIDENT SPOTLIGHT **Irina Sadovnikov**

Where do you call home?

Home is where my family is, currently it's Tucson, AZ

What inspired you to become a Radiologist?

Diversity! As a radiologist, we see so many different types of cases in one day than any other doctor may see in a month. You are always solving a "puzzle," and there are plenty of them.

Radiologists, to me, are the heart of a hospital because all the other departments are connected to us in one way or another.

What is on the horizon after graduation?

Neuroradiology fellowship at Johns Hopkins University

Share three fun facts about yourself

- I like to travel, and I've been to more than 20 countries
- ~Made an attempt at climbing Mt. Elbrus but failed, lol
- I love mushroom hunting, snowboarding, and fishing



Irina Sadovnikov, MD




TAKING THE LEAD PODCAST



Gabriel P. Krestin, MD,
PhD, FACR, FRCR

▶ Leading Globally



Geoffrey Rubin, MD, MBA, FACR
Chair and Professor, Medical Imaging



@geoffrubin

SOCIAL

We want to follow you! Message us: [UAZMedImaging](#), [UofAZRads](#) or [UofAZRads\[instagram\]](#)

  **Geoff Rubin MD MBA** liked a Tweet you were tagged in

You are terrific, residents!! 🍷 @UofAZRads @ArizonaVIR
pic.twitter.com/nYeu7ECv9o

 **UArizona Department of Medical Imaging** @UAZMedImag... · Feb 24 ...

You are terrific, residents!! 🍷 @UofAZRads @ArizonaVIR




You and 6 others

  1  17  

UArizona COM-T announces NEW
Yoga for Wellness Program
Starting Feb 28th

Thank You!

Rad Residents & Residency Program Director (right)

 COLLEGE OF MEDICINE TUCSON
Medical Imaging

 **University of Arizona Health Sciences @UAZHealth** · 8h ...

Early Black faculty in the five #UAZHealth colleges offer a variety of views during #BlackHistoryMonth 🍷. Each has a unique perspective and story to share. Read more: bit.ly/3YoExSU

The University of Arizona
BLACK HISTORY Month

← **Tweet**

 **Navjit Dullet** @navdullet ...

Looking forward to the 3rd WCVIS, register today! Info can be found below.
www.wcis.squarespace.com

 **West Coast Vascular & Interventional Society @WCVISociety** · Jan 30

Current & future #VIR trainees! We're just under 2 weeks out from our 3rd annual virtual #WCVIS symposium! Network with international leaders sharing the innovative scope of VIR and engage dedicated content for all levels, including IPremed and medical students! Register today!
[Show this thread](#)

WEST COAST VASCULAR & INTERVENTIONAL SYMPOSIUM 3RD ANNUAL

Join our virtual, clinically-oriented event for VIR trainees (medical students, residents, and premedical students).

UArizona Department of Medical Imaging tagged you in a photo

 **UArizona Department of Medical Imaging** @UAZMedImag... · Feb 13 ...

Our new Department Administrator is off to a fantastic start. We are so pleased to have Dan Crowley, MBA, RT on the team!

You and 3 others

MI EVENT: RESIDENT APPRECIATION DAY

Lunch and Desserts • February 24th



Photos: Michele Dalmendray and Tae Williams



Photos: Michele Dalmendray and Tae Williams




Photos: Michele Dalmendray and Tae Williams

UAHS EVENTS

Discover BIO5 Open House • February 8th



5th Annual
UAHS LGBTQIA+ National Symposium • February 10th



**Tammie Anderson and
Melissa Ruiz (right), MI
Diversity, Equity and
Inclusion Committee
members, attended the
events**

