



COLLEGE OF MEDICINE TUCSON
Medical Imaging



Announcements?
contact

[Jennifer Fischahs](#)

R&R

RECOGNIZE & REWARD

DECEMBER 2021



Banner
University Medical Center
Tucson



THE UNIVERSITY OF ARIZONA
COLLEGE OF MEDICINE TUCSON

Medical Imaging



IN MEMORIAM

Remembering Andrea Ferry


*Licensed counselors are available 24 hours a
day, seven days a week 1-866-568-7554*



Andrea was a highly valuable and respected member of the IT department and PACS Administrative team.

We will fondly remember and remain eternally thankful for all her contributions.
She is greatly missed.

IN MEMORIAM



Ronald Weinstein, MD: 1938-2021

Ronald Weinstein, MD, professor of pathology, public health, medical imaging, and pharmacy practice and science, and cofounder and director of the Arizona Telemedicine Program, passed away recently.

A celebration of Dr. Weinstein's life will be held from 1–3 p.m. on Sunday, Jan. 16, 2022, in the Health Sciences Innovation Building, with more details to come.

In lieu of flowers, his family asks that donations be made to the [Dean's Fund for Excellence](#) at the College of Medicine – Tucson with the goal to create a named scholarship.

To read more about Dr. Weinstein, please click [here](#).

NEW ARRIVAL

Welcome
Olivia Rose
Shearer

Born November 26th
8 lbs. 21 inches



FAREWELL

Susan Fabian, MSML, has accepted a position with the Department of Urology beginning December 13th

She will serve as **Sr. Business Manager** with oversight of academic business operations.

Congratulations, Susan, and thanks for all you have done for DMI!



WELCOME

We happily announce that **Hasan Ozgur, MD**, has joined the Division of Neuroradiology

Dr. Ozgur is an alumnus of the University of Arizona having completed both his **Diagnostic Radiology Residency** and **Neuroradiology Fellowship** here in 1998 and 2000, respectively

Please join us in welcoming Dr. Ozgur to the faculty



CONGRATULATIONS

Medical Imaging Researcher
Terry Matsunaga, PharmD, PhD,
is named a
National Academy of Inventors Fellow
recognizing his technological contributions to
engineering and health care



CONGRATULATIONS

Department Chair
Dr. Geoffrey Rubin
was honored with the
RSNA 2021

Honored Educator Award
for delivering high quality
educational content in
cardiovascular and pulmonary imaging




OUTREACH



Nicaraguan Health **Minister Martha Reyes** is pictured, center, during the reception ceremony

HRD Corps, the **501c3** **medical charity** founded by Emergency Radiology Service Chief **Dr. Berndt Schmit**, recently donated 2 Sequoia Ultrasound machines to the public hospital in Rivas, Nicaragua



Berndt Schmit, MD, MBOE

See a video [here](#)



CONGRATULATIONS

2nd-Year Resident
Guillermo Alfonso
attended RSNA as the
official
2021 RSNA
Resident Representative

RSNA Resident Representative
2021

Guillermo D. Alfonso, DO



107TH SCIENTIFIC ASSEMBLY AND ANNUAL MEETING ◦ NOVEMBER 28 TO DECEMBER 2, 2021 ◦ McCORMICK PLACE, CHICAGO

WELCOME TO  **RSNA® 2021**
REDEFINING RADIOLOGY



Unni Udayasankar, MD, R2 Guillermo Alfonso, DO, R2 Mark Greenhill, DO, Hina Arif-Tiwari, MD and R1 Anish Bhandari, MD attend the annual meeting



Bital Savir-Baruch, MD, from top on left and presenting during RSNA

PUBLICATIONS


- ▶ PEGylated and Non-PEGylated TCP-1 Probes for Imaging of Colorectal Cancer



Christy Barber



Lars Furenlid, PhD



James Wolfenden, MD

RESIDENT PUBLICATION

- ▶ Clinical and Dosimetric Implications of Calculating Lung Shunt Fraction for Hepatic Yttrium-90 Radioembolization Using SPECT/CT Versus Planar Scintigraphy


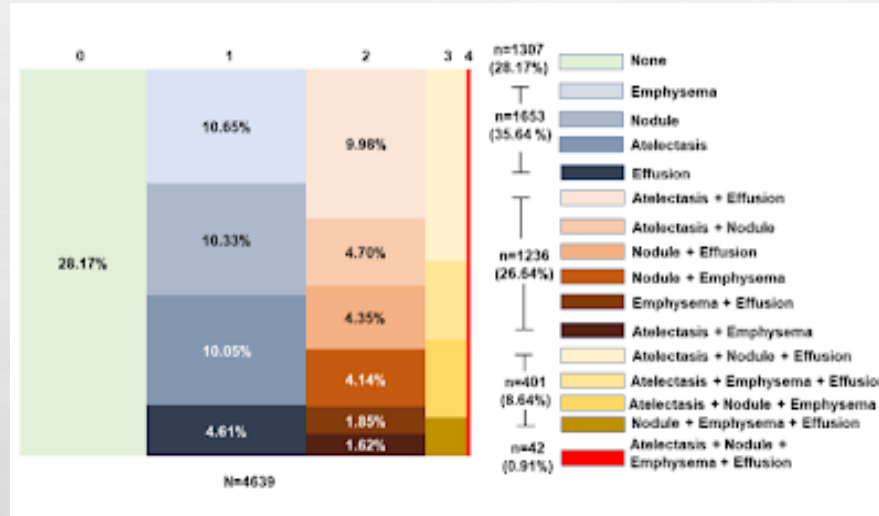


Lucas Struycken, MD
4th Year DR Resident

PUBLICATION

► Classification of Multiple Diseases on Body CT Scans Using Weakly Supervised Deep Learning

Radiology:
Artificial Intelligence




**Geoffrey Rubin, MD, MBA,
FACR, FAHA, FSABI, FNASCI**

PRESENTATIONS

Dr. Wayne Kubal presented two lectures
at the **2021 National Diagnostic Imaging Symposium** in Orlando, Florida

- *CT and MR of Intracranial Infections*
- *CT and MR of Traumatic Brain Injuries*



Wayne Kubal, MD

PRESENTATIONS


- ▶ “Theranostics: Taking Over Cancer Care?”

Large Urology Group Practice Association Annual Meeting,
Chicago, IL



- ▶ “The Glymphatics and Lymphatics of the Central Nervous System: The Missing Anatomical Link to Qi Meridians?”

The 2021 (2nd) International Taijiquan
Health Science Conference,
Beijing



Phillip Kuo, MD, PhD



**Brenda
Carbajal-Carley, BSc**
Office Coordinator

How long have you been with Medical Imaging?

I started at the hospital in 1994; joined DMI in 2010

What does a typical workday involve?

I provide support for the daily operations of the department including a variety of projects such as staff credentials and files, regulatory compliance, and various financial matters for the department

What do you like most about your position?

The institutional knowledge I have amassed over 27 years with the hospital

What is the most common question you receive in a day?

“Do you know *how* to...,” or “Do you know *where* to...”

What advice would you offer other staff?

Embrace change, don't be afraid of it! And stay positive

Tips for problem solving?

Personally, I love a challenge. Never give up – the answer is out there and just needs to be discovered

Favorite work memory?

...standing in the new Medical Imaging lobby during the Tower 1 opening event. As I gazed out the windows at the Tucson mountains, it hit me how much good Banner was doing for our community

Tell us something about you we might not know.

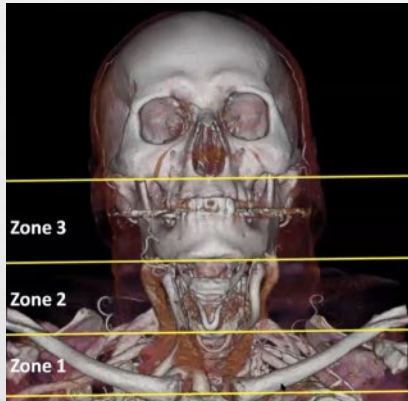
My husband I – together – have 8 kids and 9 grandchildren

When you are not working, you are...

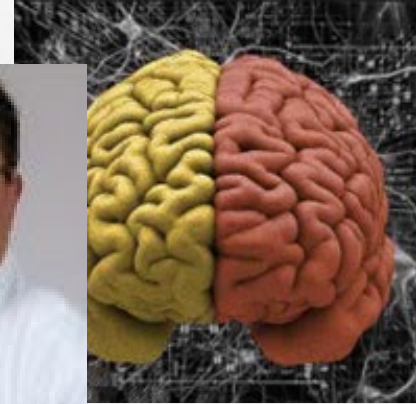
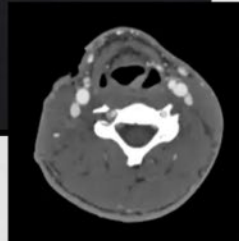
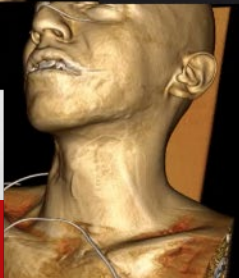
I love to travel whether it is camping, going to Rocky Point or taking cruises as a family. I also enjoy woodworking. Our next adventure will be a voyage to the Panama Canal

GRAND ROUNDS

▶ December 15th



Traumatic Head and Neck
Emergencies



John L. Go, MD, FACR
Keck School of Medicine
University of Southern California



UPCOMING GRAND ROUNDS

- Jan 05 ▶ **BITAL SAVIR-BARUCH, MD**
Prostate Cancer Imaging – The Next Generation
College of Medicine-Tucson
University of Arizona
- Jan 19 ▶ **JANET REID, MD, FRCPC, MEd**
Perelman School of Medicine
University of Pennsylvania


TAKING THE LEAD PODCAST



Episode 40

Sarah S. Donaldson, MD, FACR

Leading with 110%



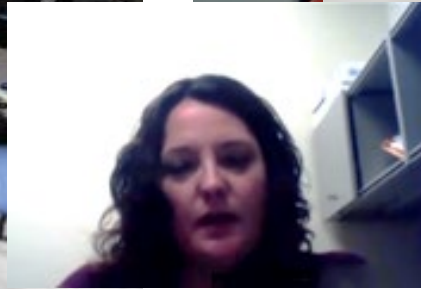
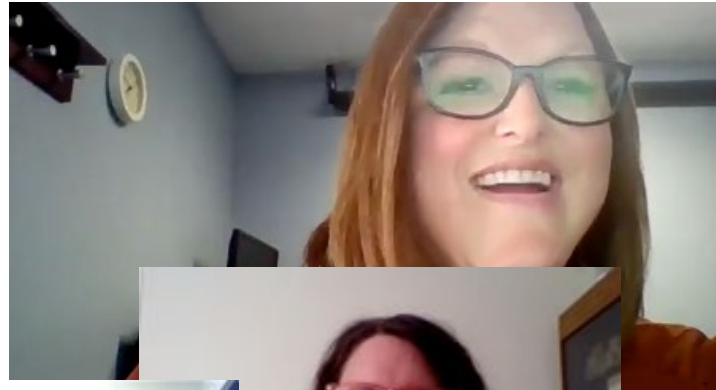
Geoffrey Rubin, MD, MBA, FACR
Chair and Professor, Medical Imaging

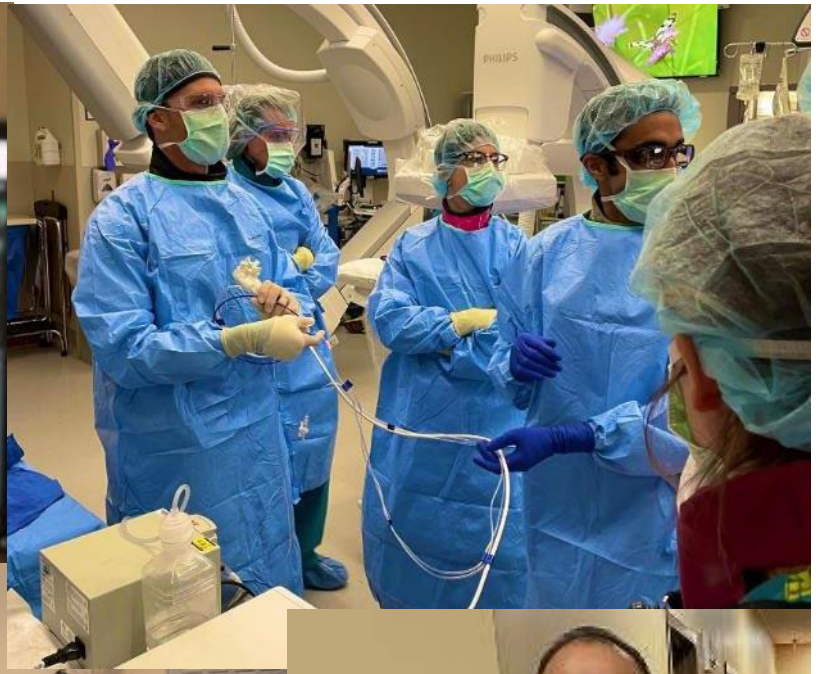



@geoffrubin

Thank you, faculty, trainees,
administrative staff, techs, nurses and
support staff. We appreciate all you do
for Medical Imaging and for the countless
hours spent in service to
the team, the patients, the hospital
and our community.

Wishing you a peaceful holiday
season and a wonderful
new year.















THE UNIVERSITY OF ARIZONA
COLLEGE OF MEDICINE TUCSON
Medical Imaging

LEADERS

in Breast Imaging Research

Srinivasan Vedantham, PhD, DABR, FAAPM
Andy Tseng, PhD
Andrew Karellas, PhD, DABR, FAAPM, FACR

The cover features a yellow background with a network icon and a circular logo containing a flask and a microscope. Below the title is a photograph of three men in professional attire standing on a set of stairs. Their names and credentials are listed at the bottom.













COLLEGE OF MEDICINE TUCSON
Medical Imaging

A photograph of a desert landscape. In the foreground, a large saguaro cactus stands prominently. The background shows a range of mountains, with the central peak covered in a layer of snow. The sky is a clear, bright blue. The overall scene is a mix of arid desert terrain and a snowy mountain peak.

HAPPY
HOLIDAYS