

R&R

REWARD & RECOGNIZE

*We apologize for
missing any
important news –
please email
updates to
[Jennifer Fischahs](#)

APRIL 2019*



COLLEGE OF MEDICINE TUCSON
Medical Imaging

ARRS 2019 ANNUAL MEETING BRONZE MEDAL WINNERS

Many congratulations to Dr. Udayasankar and co-authors Dr. Kalb, Dr. Desoky, Dr. Gilbertson & Dr. Martin for being awarded a bronze medal for their outstanding work. Their electronic exhibit abstract entitled, “Non-Enhanced MRI of the Abdomen in Comprehensive Evaluation of Acute Abdominal Pain in Children: A Paradigm Shift,” has been awarded an ARRS 2019 Bronze medal for this year’s ARRS Scientific Program.



The group has been invited to present their award-winning electronic exhibit during the 2019 ARRS annual meeting in May.





BICOE AWARDED TO BANNER UNIVERSITY MEDICINE – ADVANCED BREAST IMAGING

After months of hard work, diligence and preparation, the Breast Imaging team at Banner University Medicine is proud to announce that they have achieved the highly sought after Breast Imaging Center of Excellence (BICOE) distinction.



KUDOS TO OUR RESIDENTS

- **Josh Warner, MD**, received the ARRALD scholarship to the 2019 AUR Radiology Resident Academic Leadership Development (ARRALD) Program. This program provides focused mentorship, leadership, and academic development activities to high-potential second-year (PGY-3) radiology residents to better prepare for their transition into successful careers as leaders in academic radiology. Congratulations, Dr. Warner!
- **David Sawyer, MD**, received the ITAR scholarship which goes to a second-year (PGY-3) resident for the 2019-2020 RSNA/AUR/ARRS Introduction to Academic Radiology Program which is held during the annual meetings of RSNA or ARRS. Congratulations, Dr. Sawyer!










CASTLE CONNOLLY
TOP DOCTORS



2019

TOP DOCTORS

CONGRATULATIONS TO THE DMI FACULTY NAMED TO THE 2019 "TOP DOCTORS" LIST BY CASTLE CONNOLLY MEDICAL LTD. THEY WILL BE FEATURED IN THE ANNUAL TOP DOCTORS ISSUE OF TUCSON LIFESTYLE MAGAZINE (JUNE).

- VERONICA ARTEAGA, MD 
- KIMBERLY FITZPATRICK, MD 
- DOROTHY GILBERTSON-DAHDAL, MD 
- CHARLES HENNEMEYER, MD 
- WAYNE KUBAL, MD 
- PHILLIP KUO, MD, PHD 
- MIHRA TALJANOVIC, MD, PHD, FACR 

R & R



COLLEGE OF MEDICINE TUCSON
Medical Imaging



DR. HINA ARIF

SAR (SOCIETY OF ABDOMINAL RADIOLOGY) AWARDED DR. ARIF WITH THE PRESTIGIOUS **FELLOW STATUS** DURING THE ANNUAL MEETING IN ACKNOWLEDGEMENT OF HER CONTRIBUTIONS AND ADVANCEMENTS IN THE FIELD OF ABDOMINAL IMAGING!

Dr. Arif's SAR Presentations:

- Pelvic Floor Imaging Hands-on Workshop
- Prostate MRI Hands-on Workshop
- Pelvic Floor Imaging Workshop Track- How to Grow a Successful MR Defecography Program in Private Practice and Academic Radiology: Tips from the Pelvic Floor DFP

CONGRATULATIONS Dr. Dorothy Gilbertson



THE 2019 COLLEGE OF MEDICINE FACULTY MENTORING AWARD

WILL BE PRESENTED TO HER ON BEHALF OF THE DEAN'S
COUNCIL ON FACULTY AFFAIRS ON MAY 8TH, 2019 AT 4:30
DURING THE GENERAL FACULTY MEETING.


R & R



COLLEGE OF MEDICINE TUCSON
Medical Imaging

CASES OF THE DAY

March 17-22, 2019 | Orlando, Florida



Presented by Department of Diagnostic Radiology and Molecular Imaging,
Oakland University William Beaumont School of Medicine

SAR

The Society of Abdominal Radiology

Congratulations!

Cases of the Day Competition

Third Place Winner
Renato Moron, MD

It's a Tie! First Place Winners
Angus Hartery, MD and Usha Jayagurunathan, MD

DR. USHA JAYAGURUNATHAN

CONGRATULATIONS ON WINNING **1ST PRIZE** OVERALL IN
THE CASES OF THE DAY COMPETITION FOR THE G.I. & G.U.
SECTIONS AT THE SAR CONFERENCE MAR. 17TH -22ND


<https://www.pureweb.com/sar>

R & R



COLLEGE OF MEDICINE TUCSON
Medical Imaging

CONGRATULATIONS Dr. Maria Altbach



- U.S. PATENT APPLICATION WAS RECENTLY ACCEPTED
- NEW PATENT IS FOR A SYSTEM AND METHOD FOR PROCESSING MAGNETIC RESONANCE IMAGING DATA FROM A MRI DEVICE
- INVENTORS ARE DR. MARIA ALTBACH, DR. ALI BILGIN, DR. CHUAN HUANG & DR. CHRISTIAN GRAFF

C o n g r a t u l a t i o n s

DR. RUSS WITTE



- DR. WITTE WAS RECENTLY AWARDED \$73,758 ON A SUBCONTRACT FROM ELECTROSONIX, LLC (NIH PHASE 1 SBIR, PI LANDAU)
- PROJECT TITLE “4D ACOUSTOELECTRIC CARDIAC IMAGING FOR FAST AND ACCURATE MAPPING OF ARRHYTHMIAS”
- ELECTROSONIX, LLC IS A LOCAL SPINOFF COMPANY FOUNDED BY DR. WITTE IN 2016 TO DEVELOP ACOUSTOELECTRIC IMAGING TECHNOLOGY


IR PENUMBRA FUNDING



- THE IR TEAM JUST SECURED FUNDING FROM PENUMBRA FOR A PILOT STUDY THAT WILL LOOK AT THE USE OF EXERCISE-STRESS CARDIAC MRI TO EVALUATE LONG-TERM OUTCOMES AFTER MECHANICAL THROMBECTOMY FOR ACUTE PE
- THIS PROJECT WILL LEAD TO MANY ADDITIONAL OPPORTUNITIES IN THE FUTURE, INCLUDING THE POSSIBILITY OF A MULTI-CENTER PROSPECTIVE TRIAL
- DR. HENNEMEYER WAS INTEGRAL TO THE DEVELOPMENT OF THIS PROJECT

DR. HARRISON BARRETT IS RETIRING

Regents Professor of Optical Sciences & Medical Imaging
Professor of Applied Mathematics and Biomedical Engineering



Harrison Barrett, PhD

Harry's Accomplishments

- **Students:** Supervised 64 PhD dissertations at the University of Arizona. Almost all of these students did their research in the Department of Radiology / Medical Imaging, and all have gone on to outstanding careers in imaging.
- **Success in obtaining NIH grants:** Consecutive 45 years of NIH funding .
- **Center for Gamma-Ray Imaging:** Founding director of the center, which has been funded for 20 years. CGRI has contributed many new technologies and computational methods to medical imaging.
- **Foundations of Image Science:** This 1500-page book, written jointly with my former student and long-time colleague Kyle J. Myers, provides a rigorous theoretical and experimental basis for a true science of imaging. By one metric it is the least expensive technical book on the market: three cents per equation!
- **Other books:** Two-volume treatise on Radiological Imaging. Current book project, with former student and current postdoc Nick Henscheid, entitled *Image Science for Oncology*.
- **Recently Honored:** **National Academy of Inventors Fellow** (Election to NAI fellow status is the highest professional distinction awarded to academic inventors.) Dr. Barrett's inventions date back to 1974 and include 27 U.S. patents.


R & R



COLLEGE OF MEDICINE TUCSON
Medical Imaging

DR. BARRETT'S RETIREMENT PARTY

Join the celebration of Harry's remarkable career and his upcoming 80th birthday! A two-day event is planned for May 2nd - 3rd. Everyone is welcome.



Harrison Barrett, PhD

Thursday, May 2nd

- ½ day technical symposium
- College of Optical Sciences retirement party
- Dinner banquet at Arizona Inn

Friday, May 3rd

- UA Mirror Lab tours
- Barbecue at Mt. Lemmon
- Stargazing at UA SkyCenter

Register online:

<https://wp.optics.arizona.edu/harrysparty/register/>

*Please contact

Jen Garcia

jgarcia@optics.arizona.edu

520-621-4111 if you have any questions about attending, registering, or paying for the dinner.

R & R



COLLEGE OF MEDICINE TUCSON
Medical Imaging