



R & R

RECOGNIZE & REWARD

October 2022



Banner
University Medical Center
Tucson



THE UNIVERSITY OF ARIZONA
COLLEGE OF MEDICINE TUCSON

Medical Imaging

WELCOME AVANKA LOWE, MD

- DOCTOR OF MEDICINE
**University Of Dhaka, Sir Salimullah
Medical College, Bangladesh**
- NUCLEAR MEDICINE RESIDENCY
University Of Texas Southwestern Medical Center, Dallas, Tx
- CLINICAL FELLOWSHIP IN NUCLEAR MEDICINE
AND PET/CT
Johns Hopkins Hospital, Baltimore, Maryland
- CERTIFICATE IN ARTIFICIAL INTELLIGENCE IN
HEALTHCARE
Massachusetts Institute of Technology




NUCLEAR MEDICINE

CONGRATULATIONS

Dr. Laura Lee has been named Chair of the Medical Imaging Diversity, Equity and Inclusion (DEI) committee.

A valuable and dedicated part of the Musculoskeletal Imaging Division since 2015, Dr. Lee will provide leadership for this essential group of faculty, trainees and staff.



FAREWELL



Photo: JJF

After ten years of service, **Mark Shearer, MBA**, has accepted a new role outside of the University of Arizona.

We are grateful for his contributions as Interim Department Administrator and wish him all the best going forward.



Photo: JJF

CONGRATULATIONS

Jane Pruitt, MBA, has been promoted to the position of Associate Director (Associate Administrator) for Medical Imaging.

Jane joined the department in 2016 and brings a wealth of knowledge and experience to her new role.




RESIDENT RESEARCH SEED GRANT

Congratulations to DR Residents **Evan Sommers, MD, MBA** and project partner **Jason Lee, MD** for receiving the **Society of Thoracic Radiology Seed Grant**. Their research investigates the use of Virtual Reality (VR) in Radiology.

Aimed at supporting novel ideas in thoracic radiology, this grant funding will support the investigation of VR portable headsets in lieu of workstation monitors.

Working to develop this novel technique, the team envisions potential improvements in ergonomics and workstation deployability.



Evan Sommers, MD, MBA

Jason Lee, MD





WNRS ANNUAL MEETING



Photo: Twitter

DMI had more accepted talks than any other department/institution: [12 abstracts!](#) Eleven were presented by trainees under the mentorship of Faculty Member, Dr Raza Mushtaq.

- Raza Mushtaq, MD, Assistant Professor – *Moderator & Speaker*
- Samuel Rogers, MD, Assistant Professor – *Speaker*
- Aubrey Frazzitta, MD - 4th Year Resident
- Taylor Brown, MD, 3rd Year Resident
- Dallin Christensen, DO, 3rd Year Resident
- Mark Greenhill, DO, 3rd Year Resident
- Anish Bhandari, MD, 2nd Year Resident
- Stefano Natali, DO, 2nd Year Resident
- Damon Motamedi, MD, COMT Graduate 2022
- Christie Rosputni, 4th Year COMT Medical Student



ASER ANNUAL MEETING 2022

Six abstracts were presented at the ASER Annual Meeting in Austin, TX – see the list [here](#)



Raza Mushtaq, MD
Assistant Professor



RJ Wruble, DO
2nd Year Resident



Photo: Vidhyulatha Sanata

WELCOME NEW STAFF MEMBER



**Brian
Morton**

Senior Business
Manager



COLLEGE OF MEDICINE TUCSON
Medical Imaging


Brian Morton, joins Medical Imaging after retiring from the University of Arizona Cancer Center. He is a Senior Business Manager.

Brian's office is HSIB room 45.

Contact him at

brianm1@arizona.edu

WELCOME NEW STAFF MEMBER



 *hello!*
**Arunbalaji
Pugazhendhi,
MBBS**

Clinical Research Assistant



COLLEGE OF MEDICINE TUCSON
Medical Imaging

Arunbalaji (Arun) Pugazhendhi, MBBS, is a Research Assistant working directly with Maria Altbach, PhD

Arun's office is BSRL room 231B.
Contact him at arunpugazhendhi@arizona.edu

OCT. 4th OPEN HOUSE SUCCESS DR and IR RESIDENCY PROGRAM

What is cutting edge in IR?

- Catheter-directed mechanical thrombectomy for acute pulmonary embolism
- Interventional Oncology
- Complex portal interventions, e.g., PVR-TIPS
- Things you've never heard of, e.g., cryoablation of the thoracic duct

THE UNIVERSITY OF ARIZONA

The future resident meet and greet session was a huge success. Over 500 potential applicants participated. Kudos to all participating Faculty, Trainees and Staff!

Photo: Melissa Ruiz



**BEHIND THE SCENES –
THE NEW DR AND IR
RESIDENCY PROGRAM VIDEOS
ARE ABOUT TO LAUNCH...**

Photos: Melissa Ruiz

PROPS FOR MSK's DR. CHADAZ

- ▶ "Dr. Chadaz is awesome! He was so helpful in helping us understand medical imaging which most of us had never been exposed to before..."
- ▶ "Dr. Chadaz helped us understand what we've been learning in anatomy lab in a whole new context..."

MS1 students from left:
Estevan, Louis, Eddie and
Lukas



Noticing this group... + Asking for photo = PRICELESS

Tyson Chadaz, MD, (left) and 1st Year
Medical Students chat after a recent
Intro to Musculoskeletal Radiology lecture





**RAD'S
NIGHT
OUT**



**Culinary Dropout
October 7th**

Photos: Melissa Ruiz



BANNER EMPLOYEE APPRECIATION: TACOS AND PUMPKIN COFFEE STATION

Photos: Melissa Ruiz

Oct. 8th

#Saturday
Screening



*Thanks for your
amazing
dedication to
your patients!*



**THANK YOU
BANNER BREAST
IMAGING!**

In support of Breast Cancer Awareness, the Banner Imaging Team added special Saturday screening hours to the schedule!

Additional slots scheduled for
Oct. 8th, Nov. 5th, Nov. 12th and Dec. 3rd

Photos: JJF

BREAST CANCER FUNDRAISER



Shannon Sutherland and her amazing Banner Breast Imaging team members participated in this year's American Cancer Society's [Breast Cancer Walk](#) on October 16th at UArizona Tech Park. Walking to raise money for the cause, they were a part of the "Rack Attack" joint Banner Cancer Center Team/Imaging Team – the 3rd largest group of fundraisers!

Photos: Shannon Sutherland

UPCOMING GRAND ROUNDS



“Radiation Hormesis – Are There Beneficial Effects to Low Doses of Radiation?”

Presented by


**Robert H. Wagner, MD, FACR,
FACNM**

Professor of Radiology and
Director of Nuclear Medicine Loyola
Medicine

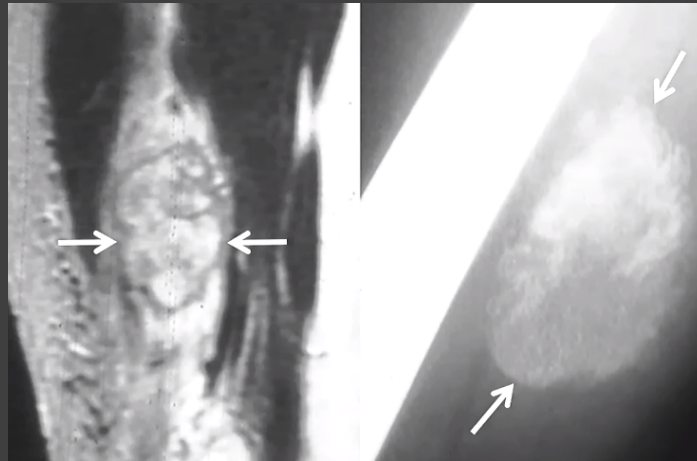
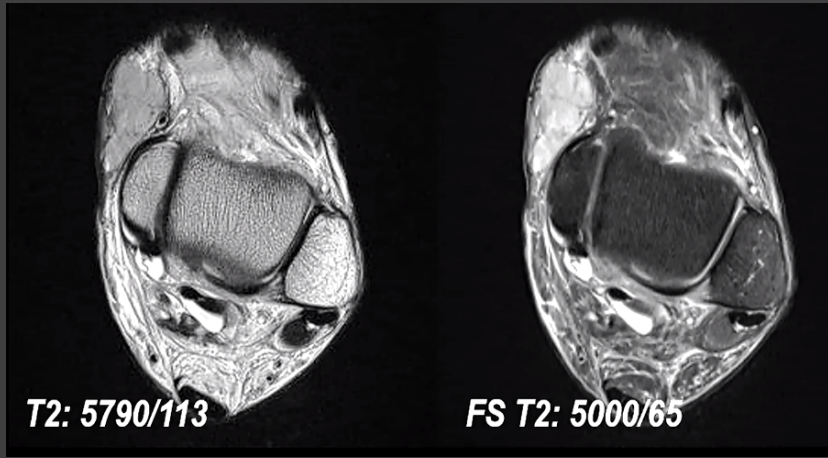


LOYOLA
MEDICINE

A Member of Trinity Health

- ▶ November 16th
- ▶ 12 Noon – 1 pm
- ▶ COM-T room 2117
- ▶ 

MSK GRAND ROUNDS


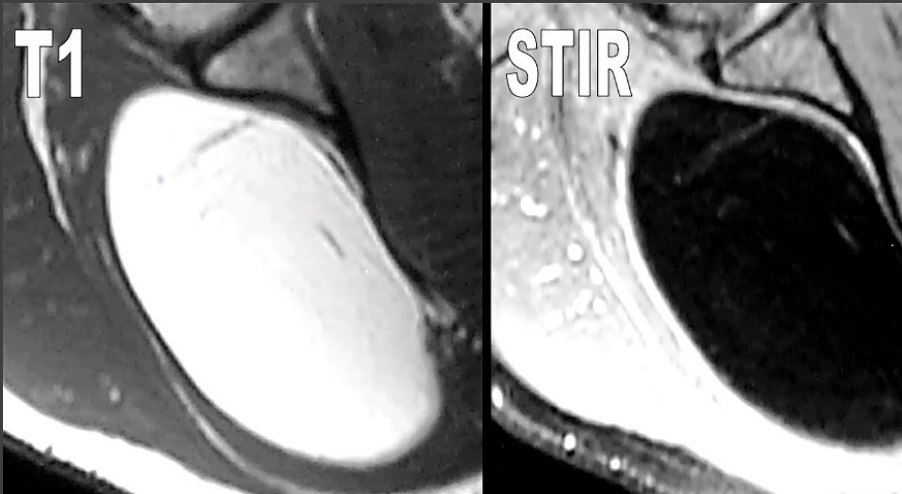


Oct. 5th

Imaging Evaluation of Soft Tissue Tumors: a Systematic Approach

Presented by

Mark Kransdorf, MD
Professor of Radiology
Mayo Clinic College of
Medicine



NEW STUDENT WORKER



Photo: JF

Join us in welcoming **Lonni'Tiay (Tae) Williams**, a UArizona Senior working part time in the HSIB and in Faculty Offices

- ▶ Major: Public Health / Health Systems Theory & Practice, Minor: Pre-Law with plans for Law School
- ▶ BSU (Black Student Union) Vice President

FUN FACTS

- ▶ Hometown: Des Moines, Iowa
- ▶ Hobbies: braiding hair
- ▶ Favorite Color: **yellow**
- ▶ Loves her Chiweenie (Chihuahua/dachshund mix)
- ▶ Current read, "We're Going to Need More Wine," by Gabrielle Union
- ▶ Most inspirational person: Her MOM



PRESENTATIONS

- ▶ Presented four in person lectures at the American College of Radiology Education Center in Reston, VA




- ▶ Coauthor with Drs. Raza Mushtaq and Dallin Christensen of educational exhibit at the American Society of Emergency annual meeting 2022



- ▶ Coauthor with Drs. Raza Mushtaq and Dallin Christensen on two presentations at the Western Neuroradiology Society annual meeting 2022



- ▶ Emergency Radiology Cervical Spine virtual lecture and case review session for the American College of Radiology Education Center



Wayne Kubal, MD
Professor Emeritus

PUBLICATION AND PRESENTATIONS

- ▶ [A Visual Interpretation Algorithm for Assessing Brain Tauopathy with 18-F MK-6240 Positron Emission Tomography](#)



- ▶ Chairperson and speaker in prostate cancer therapy presentation session at European Association of Nuclear Medicine Annual Meeting 2022, Barcelona, Spain




- ▶ Recent travel grant from the International Atomic Energy Agency to give a series of talks at the Annual Meeting of the Brazilian Nuclear Medicine Society



- ▶ Presentation: Dementia Imaging: A Rapidly Growing Use in Nuclear Medicine, American College of Nuclear Medicine/ Society of Nuclear Medicine and Molecular Imaging Hot Topics Webinar Series




- ▶ Panel Session: Integrating Radiotherapy with Theranostics and the Critical Role of In Vivo Microdosimetry; American Society for Radiation Oncology (ASTRO) Annual Meeting 2022



**Phillip Kuo, MD, MBA,
FACR**

PUBLICATION

- ▶ Microbubbles Improve Dangerously Low Oxygen Levels in Cancer and Stroke Patients




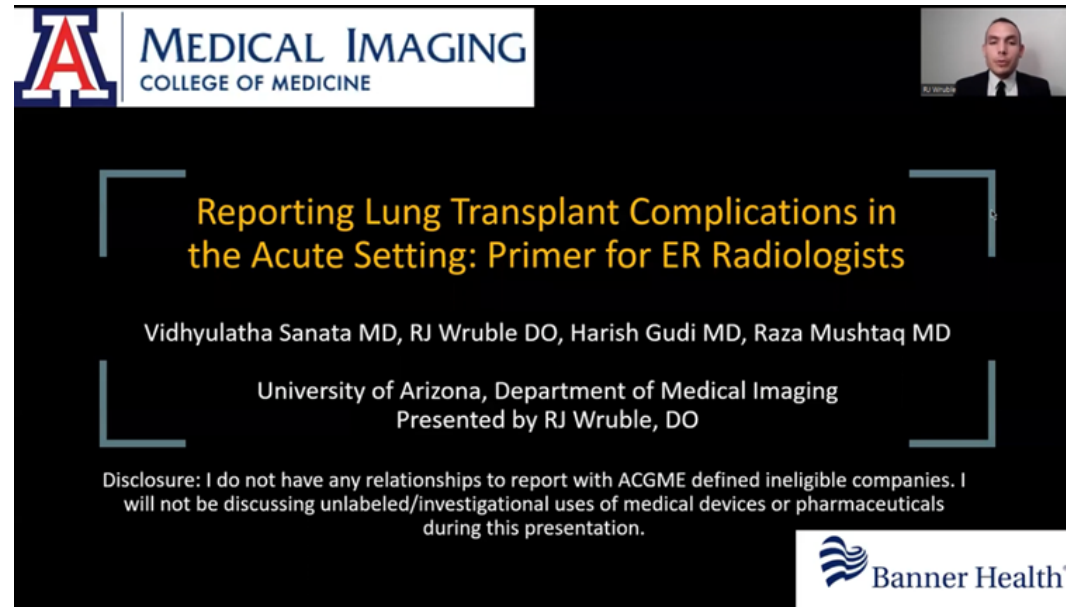
Even Unger, MD, FACR
Professor Emeritus

PRESENTATIONS AT NATIONAL SOCIETY MEETINGS



Vidhyulatha Sanata, MD ◀
Fellow, Cardiothoracic Imaging '21-'22
ASER 2022

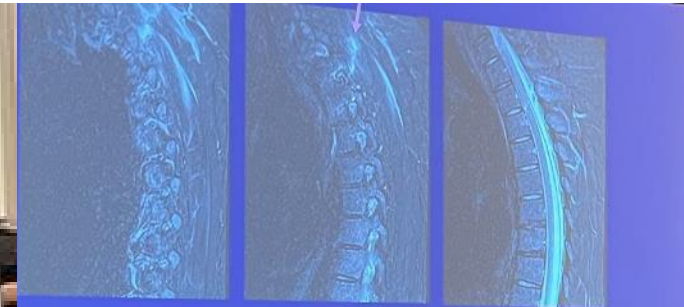
▶ Raza Mushtaq, MD
Assistant Professor
ASER 2022



▶ RJ Wruble, DO
2nd Year DR Resident
ASER 2022



PRESENTATIONS AT NATIONAL SOCIETY MEETINGS



Penetrating wound of paravertebral muscles

Traumatic Brown-Sequard Syndrome: A Review of Anatomy and Imaging

Taylor Brown, MD, R3
Christopher Ardary, MD
Raza Mushtaq, MD

COLLEGE OF MEDICINE TUCSON
Medical Imaging

Taylor Brown, MD
3rd Year DR Resident
WNRS 2022

THE UNIVERSITY OF ARIZONA

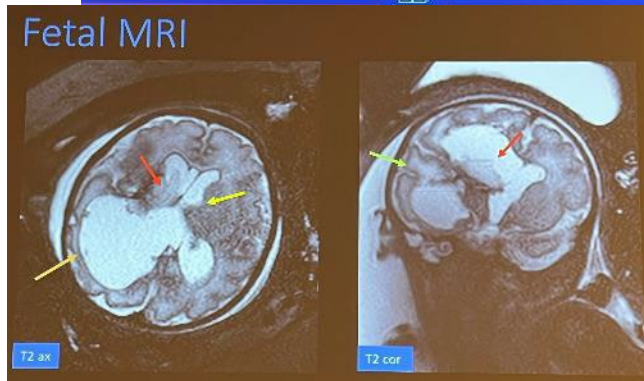
Motor Vehicle Collision Patient with Prominent Suboccipital Cavernous Sinus

Aubrey E. Frazzitta, MD¹
Michelle Anthony, BS²
Raza Mushtaq, MD¹

¹Department of Medical Imaging, University of Arizona, Tucson
²College of Medicine, University of Arizona, Tucson



Aubrey Frazzitta, MD
4th Year DR Resident
WNRS 2022



Craniocervical Junction

Suboccipital Region Contents:

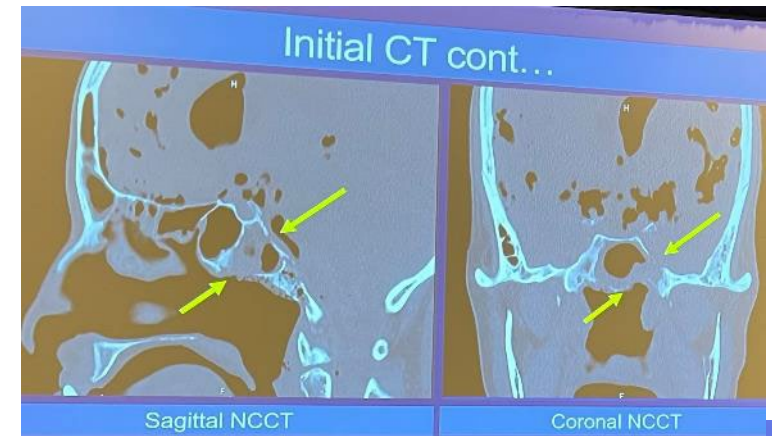
- Vertebral artery, horizontal portion of V3 segment
- Posterior meningeal artery
- Meningeal branch of occipital artery
- Venous plexus
- C1 nerve
- Periarterial autonomic nervous plexus



PRESENTATIONS AT NATIONAL SOCIETY MEETINGS



◀
Dallin Christensen, DO
 3rd Year DR Resident
 WNRS 2022



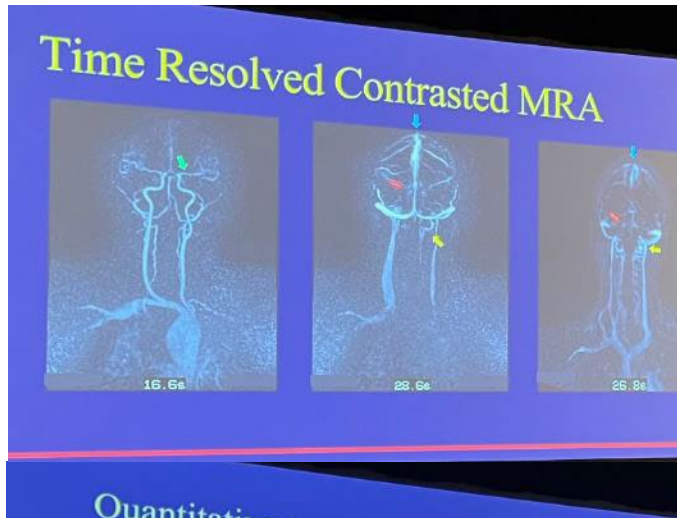
Osteoradionecrosis of the Skull Base

Mark Greenhill, DO¹
 Gabriel Duhancioglu, MD¹
 Christopher Le, MD²
 Raza Mushtaq, MD¹

¹Department of Medical Imaging, University of Arizona, Tucson, AZ 85711
²Otolaryngology and Head and Neck Surgery, University of Arizona, Tucson, AZ 85711



▶
Mark Greenhill, DO
 3rd Year DR Resident
 WNRS 2022




Quantitative association of the temporal enhancement pattern between Cavernous Sinus and Suboccipital Cavernous Sinus: Preliminary results from analysis of MRI

Dallin Christensen, DO¹
 Joshua Landavasso, BS²
 Srinivasan Vedantham, PhD, DABR, FAAPM³
 Wayne S. Kubal, MD¹
 Raza Mushtaq, MD¹

(1) Department of Medical Imaging, University of Arizona
 (2) School of Medicine, University of Arizona
 (3) Department of Medical Imaging and Biomedical Engineering, University of Arizona


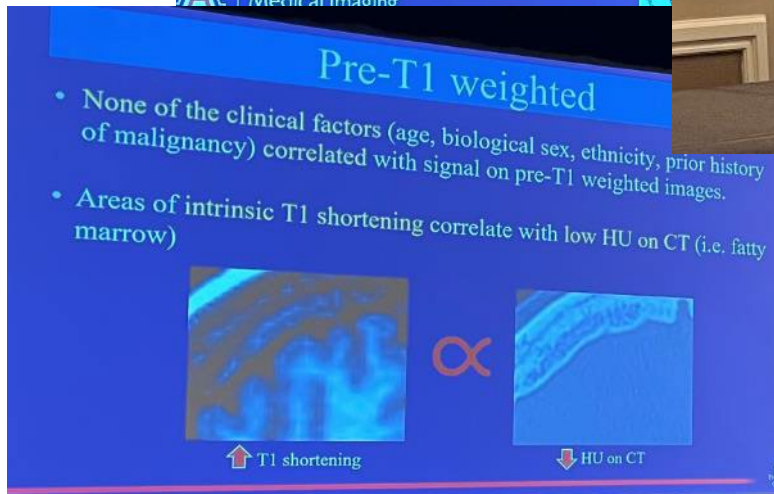
COLLEGE OF MEDICINE TUCSON
Medical Imaging



PRESENTATIONS AT NATIONAL SOCIETY MEETINGS



Anish Bhandari, MD
2nd Year DR Resident
WNRS 2022



Stefano Natali, DO
1st Year DR Resident
WNRS 2022



PRESENTATIONS AT NATIONAL SOCIETY MEETINGS



Damon Motamedi, MD
College of Medicine-Tucson
Graduate 2022
WNRS 2022

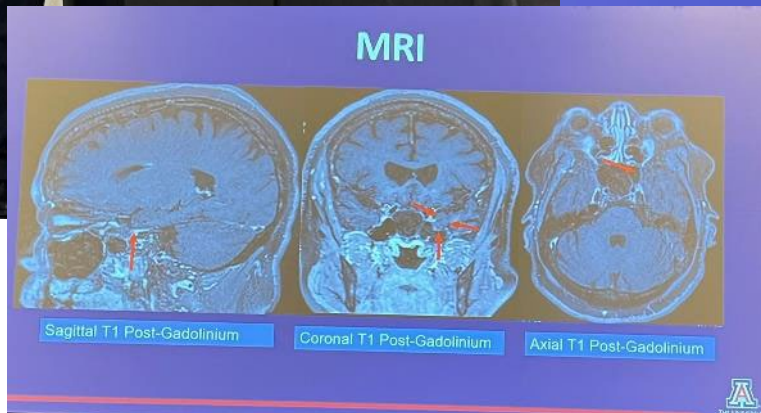


Repair of a Lateral Sphenoid Recess Encephalocele

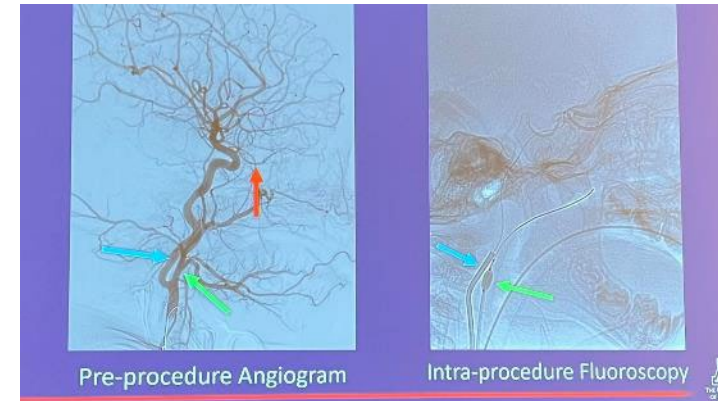
Damon Motamedi, MD¹
Gabriel Duhancioglu, MD²
Christopher Le, MD³
Raza Mushtaq, MD²

¹ University of Arizona, College of Medicine
² University of Arizona, Department of Medical Imaging
³ University of Arizona, Department of Otolaryngology

COLLEGE OF MEDICINE
TUCSON
IMAGING



Christie Rospitni
4th Yr. Med Student
College of Medicine-Tucson
WNRS 2022



HAPPY HALLOWEEN!



October 31st

**From left:
the Addams Family,
a Sloth,
“CAT” Scan and
Eddie from the cast
of Stranger Things
Season 4**

