

R&R

RECOGNIZE & REWARD

NOVEMBER 25, 2020



Announcements?
contact

[Jennifer Fischahs](#)



Banner
University Medical Center
Tucson



COLLEGE OF MEDICINE TUCSON
Medical Imaging

NEW FACULTY

DMI is pleased to welcome Alan Chiang, MD, PhD, as the newest member of the department faculty. Dr. Chiang joins DMI as a clinical assistant professor with the Breast Imaging Division. He is the Site Director of the Advanced Breast Imaging Center and the Modality Director of Mammography.





Alan Chiang, MD, PhD



CONGRATULATIONS

- ▶ Dr. Desoky was named
Children's Oncology Group Radiology Liaison



Sarah Desoky, MD

CONGRATULATIONS

- ▶ Dissertation Announcement:
[ADAPTIVE IMAGING AND SPECT](#)
- ▶ Tuesday, November 24, 2020
- ▶ Committee:
 - Prof. Matthew A. Kupinski (Chair)
 - Prof. Lars R. Furenlid
 - Prof. Eric W. Clarkson



Alexander Lin, PhD

ACCEPTED PUBLICATION

Kay, Matthew D., Morris-Wiseman, Lilah F. Caskey,
Kuo, Phillip: [99mTc-Sestamibi Scintigraphy Reveals
Parathyroid Adenoma Masquerading as Esophageal
Diverticulum](#)

-Clinical Nuclear Medicine: November 16, 2020



Matthew Kay, MBBS




Phil Kuo, MD, PhD

UACC RETREAT 2020

Congratulations to the participants of the
University of Arizona Cancer Center Retreat 2020



“Morphological and Functional Magnetic Resonance
Imaging (MRI) evaluation of Pancreatic Ductal
Adenocarcinoma (PDAC): Diagnosis, Treatment Response,
and Prognosis”



Erol Bozdogan, MD, Harish Gudi, MD, Mike Larson, MD, Hina Arif-Tiwari, MD

DMI Representatives

- ▶ Erol Bozdogan, MD
- ▶ Harish Gudi, MD
- ▶ Mike Larson, MD
- ▶ Hina Arif-Tiwari, MD
- ▶ Mohammad Khreiss, MD
- ▶ Rachna Shroff, MD, MS
- ▶ Taylor Riall, MD, PhD
- ▶ Yana Zavros, PhD

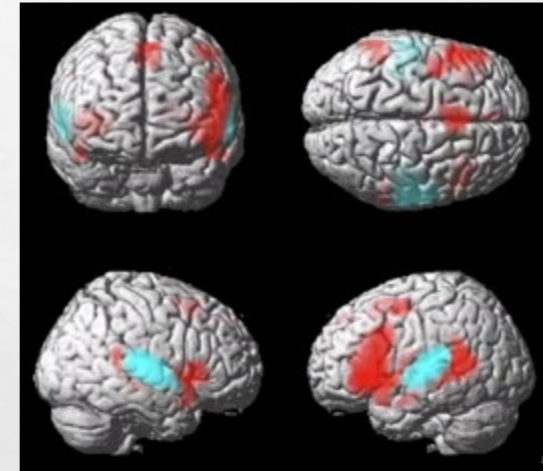
GRAND ROUNDS

November 18, 2020



“Clinical Functional Magnetic Resonance Imaging”

Lubdha M. Shah, MD
Director of Spine Imaging
University of Utah
School of Medicine



View the presentation w/NetID

UACC GRAND ROUNDS

November 20, 2020



View presentation [here](#)

- ▶ **Dr. Maria Altbach**
Advancing MRI Technology for
Early Diagnosis of Liver
Metastases

- ▶ **Dr. Russell Witte**
Photoacoustic and
Thermoacoustic Imaging for
Detecting Breast Cancer and
Guiding Therapy

IEEE VIRTUAL CONFERENCE 2020

- ▶ Poster Presentation: “Design of Adaptive Pinhole SPECT Collimators for Improved Spatial Resolution and Sensitivity,”

Micaehla May, Neil C. Momsen, R. Garrett Richards, Kesava S. Kalluri, Navid Zeraatkar, Benjamin Auer, Michael A. King, **Phillip H. Kuo**, and **Lars R. Furenlid**

- ▶ Poster/Oral Presentation: “Hardware development of hybrid-sensor cameras and gantry for an adaptive SPECT system,”

R. Garrett Richards, Maria Ruiz-Gonzalez, Micaehla May, Kimberly J. Doty, Kesava S. Kalluri, Navid Zeraatkar, Benjamin Auer, Michael A. King, **Phillip H. Kuo**, and **Lars R. Furenlid**

- ▶ Oral Presentation: “Investigation of Designs for a Stationary Adaptive Multi-Pinhole Brain SPECT Employing Flat-Square Detector Module,”

Kesava S. Kalluri, Benjamin Auer, Navid Zeraatkar, R. Garrett Richards, Micaehla May, Kimberly Doty, Maria Ruiz-Gonzalez, Neil C. Momsen, **Phillip H. Kuo**, **Lars R. Furenlid** and Michael A. King



FEATURED @ RSNA 2020

- ▶ Scientific Poster: “Abnormality Identification and Localization with Machine Learning on 36,316 Chest Computed Tomography Volumes,”
R L Draelos, BA, MS, Durham, NC; D Dov, PhD; M A Mazurowski, MS, PhD; J Lo, PhD; R Henao; **G D Rubin, MD**; et al.
- ▶ Multisession Courses: Featured “Coronary Atherosclerosis I”
MSMC22A, Mon. 11/30/20, 10:00 am CT, Channel 1, Presenter
- ▶ Refresher/Informatics
 - Moderator “Current Practice and Emerging Techniques in Coronary CT,” RC103, DPS
 - Presenter “CT Derived Fractional Flow Reserve,” RC103B, DPS
 - Moderator “Body Imaging Expert Panel: CTA or MRA?,” RC412, DPS
- ▶ Special Courses: Featured “Controversy Session: Fractional Flow Reserve CT (CT-FFR) for Indeterminate Stenosis on Coronary CTA& ...”
SPSC41, Tues. 12/01/20, 10:00 am CT, Channel 2, Presenter



Geoff Rubin, MD, MBA, FACR
Chair, Medical Imaging



FEATURED @ RSNA 2020



Wayne Kubal, MD
Professor, Medical Imaging



▶ Refresher Course

- Presenter “*Brain Tumor Emergencies*” RC108A
- On-Demand 11-29-20 – 12-05-20
- Congratulations on presenting **16** RSNA Refresher Courses!

FEATURED @ RSNA 2020

- ▶ Refresher Course: “Response Assessment on PET/CT” RC111
 - 11-29-20, 10:00 am CT

- ▶ PET/CT Case-Based Workshop: Head and Neck MSCC31
 - On-Demand 11-29-20 – 12-05-20
 - Brain FDG and Amyloid PET/ DAT scans (30 minutes)


- ▶ Case of the Day – Nuclear Medicine



Phil Kuo, MD, PhD
Professor, Medical Imaging



FEATURED @ RSNA 2020



Mihra Taljanovic, MD, PhD, FACR
Professor Emerita, Medical Imaging

▶ Refresher


- Presenter “*Advanced Imaging of Hand and Wrist*” RC104MK
- Presenter “*Ligament Injuries*” RC104B
- On-Demand 11-29-20 – 12-05-20



FEATURED @ RSNA 2020


RESIDENTS

- ▶ Virtual Presentation: “Outcomes of Magnetic Resonance Imaging in Patients with Pacemakers/ICDs and Fractured or Abandoned Leads”
 - Virtual Room SSCA10
 - Cardiac / Radiation Reduction and Safety
 - On-Demand 11-29-20 – 12-05-20



Mark Greenhill, DO

- ▶ Virtual Poster Presentation Submittal



Carl Sabottke, MD



WELCOME

Beautiful baby girl

Margaret Rose

was born on July 10, 2020

Congratulations

Dr. Thomas & Dr. McGregor!



Margaret Rose McGregor

ABOVE & BEYOND

When not working in
Emergency Radiology or with the
501c3 medical charity organization
he founded [HRD Corps](#), Dr. Schmit –
an *instrument rated pilot* – flies
emergency rescues for
[Pilots N Paws](#).



Dr. Schmit & 3rd Year Resident, Gokhan Kuyumcu