



Announcements?
[Jennifer Fischahs](#)



R & R

RECOGNIZE & REWARD

JUNE 2022



Banner
University Medical Center
Tucson



THE UNIVERSITY OF ARIZONA
COLLEGE OF MEDICINE TUCSON
Medical Imaging

CONGRATULATIONS

Lars Furenlid, PhD, pictured on the right with three of his students, is being recognized as the *Harry H. and Catherine C. Barrett Endowed Chair* in Optical Sciences for Cancer Imaging



CONGRATULATIONS

Alan Chiang, MD, PhD, is named
the permanent
Chief of Breast Imaging.
Dr. Chiang is pictured speaking
during Graduation 2022.



CONGRATULATIONS

Charles Hennemeyer, MD

Beginning in July,
Dr. Hennemeyer will assume the
role of Emergency Service Chief.

Thank you to **Berndt Schmit,
MD, MBOE**

for his work as Chief while
establishing the Emergency
Radiology Service. We wish him a
fond farewell and continued
success.



Dr. Charles Hennemeyer is pictured above and on the right shaking hands with Dr. Berndt Schmit during the farewell/welcome event on June 14th



Farewell & Welcome Event

Berndt Schmit, MD,
is headed to GW and
Charles Hennemeyer, MD,
is taking over as
Emergency Radiology
Service Chief



DR. SCHMIT



DR. HENNEMEYER


June 14th
HSIB Room 26





RETIRING

Thank you to **Frank Morello, MD**,
for 12 years of service to the
Pediatric Division and the
Department of Medical Imaging





10th ANNUAL RESIDENT JEOPARDY




NEWS FEATURE



Hina Arif-Tiwari, MD, FSAR,
Co-Chair of Women in
Academic Medicine, is
featured in a recent UAHS
[article](#) about Title IX

FELLOWSHIP MATCH

- **Daniel Destiche** matched into Northwestern McGaw/NMH/VA-IL in Neuroradiology
- **Gabriel Duhancioglu** matched into UC San Francisco-CA in Body Imaging
- **Navjit Dullet** matched into U Southern California in Interventional Radiology
- **Aubrey Frazzitta** matched into UC San Francisco-CA in Neuroradiology
- **Abdul Khan** matched into Northwestern McGaw/NMH/VA-IL in Interventional Radiology
- **Jennifer Kramer** matched into UArizona COM-Tucson in Breast Imaging
- **Irina Sadovnikov** matched into Johns Hopkins Hosp-MD in Neuroradiology



Congratulations to our third-year residents on very successful and distinguished fellowship match results

OUTSTANDING IN-TRAINING EXAM AWARDS





GRADUATION 2022

GEORGE BARNES FACULTY TEACHING AWARD

**Gregory Woodhead, MD,
PhD**

Assistant Professor of Medical Imaging
Interventional Radiology
Banner University Medical Center - Tucson

Presented by
Christopher Brunson, MD
Grace Renshaw, MD and
David Sawyer, MD



GEORGE BARNES JR. FACULTY TEACHING AWARD

Raza Mushtaq, MD

Assistant Professor of Medical Imaging
Emergency Radiology
Banner University Medical Center - Tucson

Presented by
David Sawyer, MD
Chief Resident 2021-22



VA FACULTY TEACHING AWARD


Shahin Amanat, MD

Musculoskeletal Radiologist at Southern
Arizona VA Health Care
Clinical Assistant Professor of Radiology,
Banner University Medical Center - Tucson

Presented by
Grace Renshaw, MD
Chief Resident 2021-22



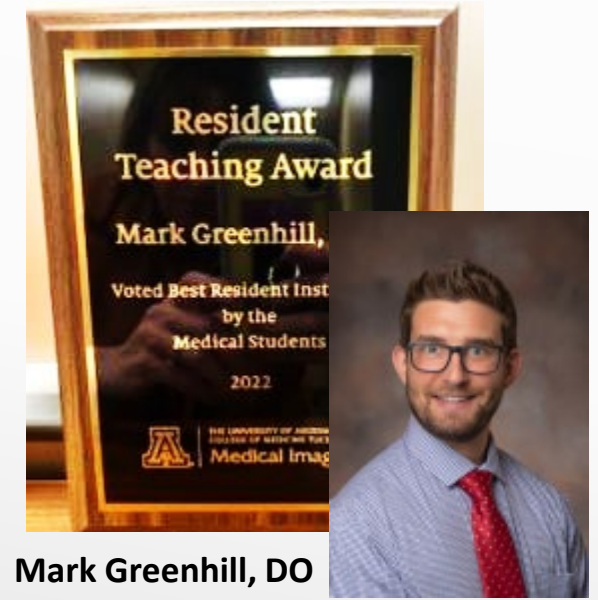
MEDICAL STUDENT TEACHING AWARDS



Tyson Chadaz, MD
Assistant Professor, Medical Imaging
Associate Program Director, Diagnostic Radiology



Dushyant Mann, MD
Clinical Fellow
Body MRI Imaging



Mark Greenhill, DO
Clinical Assistant III
2nd Year Diagnostic Radiology Resident

CERTIFICATE OF MERIT MEDICAL STUDENT SOCIETIES PROGRAM

Stephane Chartier, DO

Presented by
Kavitha Yaddanapudi, MD
Medical Student Societies
Program Mentor



ROENTGEN RESIDENT/FELLOW RESEARCH AWARD

Christopher Brunson, MD

Presented by
Gregory Woodhead, MD, PhD
Director, Integrated and Independent
Residency Programs



DR. PAUL CAPP RESIDENT RESEARCH DAY

Presented by
M. Paul Capp, MD
Professor Emeritus
Medical Imaging



WINNERS DR. PAUL CAPP RESIDENT RESEARCH DAY

The image displays four award winners for the M. Paul Capp Research Award. Each winner is represented by a ribbon indicating their placement (1st, 2nd, 3rd, or 4th), a portrait photograph, and a certificate. The certificates include the award name, the recipient's name, the year (2021-22), and a brief description of their research project. The logos for Banner University Medical Center and the University of Arizona College of Medicine Tucson Medical Imaging are visible on the certificates.

Placement	Winner Name	Research Topic
1st Place	David McNeil, MD, PhD	Prevalence of Hepatic Transferrin of the Sarcosine Ester Synthesase Towards Oral Anticancer Administration
2nd Place	Carl Sabottke, MD	Comparative Study of the Association of Helicobacter Spp. Infection and Gastric Cancer Risk in Patients with Gastric Cancer
3rd Place	Jason Lee, MD	Characterization of Point-of-Care Ultrasound in Abused Patients on In-Vivo Study
4th Place <td>Aubrey E. Frazzitta, MD</td> <td>Series Testing and Establishing Professional Competency: A New Strategy and Technology Application in the COVID Era</td>	Aubrey E. Frazzitta, MD	Series Testing and Establishing Professional Competency: A New Strategy and Technology Application in the COVID Era
	Anjali Taneja, DO	Impact on Technology Before and After the Start of the COVID-19 Pandemic

OUTSTANDING CHIEF RESIDENT AWARD

**Grace Renshaw, MD,
and David Sawyer, MD**

Presented by
Dorothy Gilbertson-Dahdal, MD
Vice Chair of Education and
Director, Diagnostic Radiology Residency Program



EXCELLENCE IN PROFESSIONALISM AWARD DR RESIDENCY

Anjali Taneja, DO

Presented by
Dorothy Gilbertson-Dahdal, MD
Vice Chair of Education and
Director, Diagnostic Radiology Residency Program





Wenbin Chang, MD
Michael's University School of Medicine
Cornell University
Employment:
Oncost Radiology, Los Angeles
Diagnostic Radiology & Women's Imaging

Haris Gudi, MBBS, MD
Ganar Medical College, India
University of Arizona
College of Medicine - Tucson
Cardiothoracic Imaging Fellowship

Jamila Gupta, MBBS, MD
M.D. Shah Medical College, India
University of Arizona
College of Medicine - Tucson
Abdominal Imaging Fellowship

Erol Baccalogan, MD
Dokuz Eylul University Hospital, Turkey
University of Arizona
College of Medicine - Tucson
Nuclear Radiology Fellowship

Ilaria Vittoria

Congratulations Class of 2022!

PRESENTATION

“Diagnosis and Management of Prostate Cancer:
Disruption and Uncertainty”



LOYOLA

Diagnosis and Management of Prostate Cancer: Disruption and Uncertainty

Bital Savir-Baruch, MD
Associate Professor of Radiology
Department of Medical Imaging
University of Arizona/Banner University Medical Center
Tucson AZ

Banner University Medical Center
THE UNIVERSITY OF ARIZONA



**Bital Savir-Baruch, MD,
FACNM**




PRESENTATIONS

- Dr. Phillip Kuo served as [organizer and panel speaker](#) for the Society of Nuclear Medicine and Molecular Imaging Annual Meeting 2022. He participated as Keynote speaker, presenter and moderator during numerous SNMMI 2022 events.
- ASCO presentation: “[\[68Ga\]Ga-PSMA-11 PET baseline imaging as a prognostic tool for clinical outcomes to \[177Lu\]Lu-PSMA-617 in patients with mCRPC: A VISION substudy.](#)”



CONGRATULATIONS Dr. Kuo was elected *Treasurer for the SNMMI Brain Imaging Council* and elected to the *Board of Directors for the SNMMI Physics Instrumentation and Data Sciences Council*.




Phillip Kuo, MD,
PhD, FACR



PRESENTATIONS

- The Fatty Liver and IR - HCC in NASH: it really is a different disease
- Dosimetry - Post Y90 Imaging
- Radioembolization: Beyond HCC 1- Local recurrence following complete radiologic response: A comparison of transarterial radioembolization and transarterial chemoembolization
- Ablation - Ablative treatment of metastatic cervical lymph nodes in patients with thyroid cancer: A comparison of ethanol ablation and cryoablation
- Radioembolization: Beyond HCC 3 - Evaluation of dose relationship to clinical outcomes in cholangiocarcinoma patients undergoing transarterial radioembolization



Shamar Young, MD




PRESENTATIONS

- Lymphatic Interventions

Percutaneous Radiofrequency Ablation to Occlude the Thoracic Duct: Preclinical Studies in Swine for a Potential Alternative to Embolization

- Biliary and Transplant Interventions

Cryoablation for Chronic Calculous Cholecystitis (C4): A Prospective Study in 10 Patients



Christopher Brunson, MD



Lucas Struycken, MD



Greg Woodhead, MD, PhD



ANNUAL MEETING



IR Residency Director Greg Woodhead, MD, PhD and IR Division Chief, Shamar Young



IR Residents Artyom Abramyan, DO, Ilaria de Martini, MD, Navjit Dullet, DO, and Daniel Goldberg, MD

TAKING THE LEAD PODCAST



Jocelyn D. Chertoff, MD, MS, FACR

Leading With Morality, Ethics and Responsibility



Geoffrey Rubin, MD, MBA, FACR
Chair and Professor, Medical Imaging



@geoffrubin



Dr. Berndt Schmit recently traveled to Malawi to aid five community hospitals

The team, representing the 501c3 charity [HRD Corps](#), brought donations of ultrasound equipment and PPE, assessed hospital needs, and worked with medical staff to improve patient care





Medical Imaging

WELLNESS
COMMITTEE



Faculty and Residents enjoyed a recent hiking event at Romero Pools